



Appendix C

Survey Results

PREPARED FOR SOUTH SUBURBAN
PARKS AND RECREATION



South Suburban
PARKS AND RECREATION



South Suburban
PARKS AND RECREATION

Strategic and Master Plans Resident Survey Report of Results

October 2016



2955 Valmont Road, Suite 300 • Boulder, CO 80301 • 303-444-7863 • www.n-r-c.com

Contents

Executive Summary	1
Survey Background.....	4
Survey Results	5
Familiarity with, Participation in and Use of South Suburban Offerings.....	5
Community Vision for Parks and Recreation	12
Direction for the Future	16
Appendix A: Responses to Survey Questions	22
Appendix B: Verbatim Responses to Open-ended Questions	35
Appendix C: Comparison to 2004 Survey Results	43
Appendix D: Crosstabulations of Survey Results by Familiarity with SSPRD	44
Appendix E: Crosstabulations of Survey Results by Area of Residence.....	54
Appendix F: Crosstabulations of Survey Results by Presence of Children, Teenagers and Seniors in Household	70
Appendix G: Crosstabulations of Survey Results by Age and Gender of Respondent	86
Appendix H: Responses to Survey Questions – Open Participation Online Survey	100
Appendix I: Verbatim Responses to Open-ended Questions from Open Participation Online Survey	114
Appendix J: Comparison of Scientific Survey Results with Open Participation Online Survey Results.....	158
Appendix K: Survey Methodology	166
Appendix L: Survey Materials.....	169

Figures

Figure 1: Familiarity With or Use of SSPRD Facilities, Programs, Parks, Trails or Natural Areas	5
Figure 2: Participation in South Suburban District Recreation Programs by Respondent Characteristics (Area of Residence, Familiarity with SSPRD, Presence of Children in Household, Presence of Teenagers in Household, Presence of Seniors in Household, Age and Gender of Respondent).....	6
Figure 3: Ease of Obtaining Information about SSPRD offerings	7
Figure 4: Ease of Finding SSPRD Information by Respondent Characteristics.....	7
Figure 5: Use of South Suburban District Offerings	9
Figure 6: Percent Who Think Each Facility Needs A Lot or A Little Improvement.....	10
Figure 7: Obstacles to Using South Suburban District Offerings More Often	11
Figure 8: Percent Agree Each Statement Should Be a Purpose for South Suburban Park and Recreation District	13
Figure 9: Preference for SSPRD to Function As a Human Service or Business	14
Figure 10: Preference for SSPRD to Function As a Human Service or Business by Respondent Characteristics.....	15
Figure 11: Focus for Parks and Recreation Program Offerings.....	16
Figure 12: Funding Priorities	16
Figure 13: Focus for Parks and Recreation Program Offerings by Respondent Characteristics.....	17
Figure 14: Funding Priorities for SSPRD by Respondent Characteristics	18
Figure 15: Support for or Opposition to Potential South Suburban Actions: Actions with More Two-Thirds or More Support.....	20
Figure 16: Support for or Opposition to Potential South Suburban Actions: Actions with Less Than Two-Thirds Support	21

Executive Summary

Survey Background

For their 2016 “Planning Year,” South Suburban Park and Recreation District (SSPRD) commissioned a survey of District residents to capture community opinion about use of District offerings and opinions on actions to take in the future. All households located in the South Suburban Park and Recreation District boundaries were eligible to be a part the survey; 1,800 were selected at random to receive the survey. Each survey recipient was contacted by mail a total of three times in July of 2016. The first mailing was a prenotification postcard announcing the upcoming survey. About a week after the prenotification postcard was sent the first wave of the four-page survey packet was mailed, with a cover letter, questionnaire and postage-paid return envelope. A week later a second survey was mailed, with instructions to recycle the survey if they had already responded to the first survey. A total of 327 completed surveys were returned, for a response rate of 18%. Typical response rates for a survey of this type are between 15% and 25%. With 327 responses, the 95% confidence interval is plus or minus 5.4 percentage points. In addition to the scientific survey administered as described above, an open participation survey was made available. A URL of the survey link was publicized by the District, and anyone who wished to could go online to complete the survey. A total of 1,784 individuals answered the first question on the survey; 1,232 answered the last question of this survey. This summary only examines results from the mailed scientific survey, but results from the online survey can be found in the appendices to the report.

Survey Results

➤ **Familiarity with and use of the offerings of SSPRD is high.**

Nine in 10 respondent households had visited SSPRD facilities, programs, parks, trails or natural areas. Only 8% had heard of South Suburban Parks and Recreation but had never visited any of the facilities, while only 1% had never heard of SSPRD before receiving the survey.

Nearly 8 in 10 households had used the trails and walkways maintained by SSPRD in the past 12 months, and 6 in 10 had visited South Suburban natural areas or open space. About two-thirds had used the South Suburban website.

The proportion using each of the recreation centers in the last 12 months was:

- Goodson Recreation Center, 46%
- Douglas H. Buck Community Recreation Center, 33%
- Lone Tree Recreation Center, 28%
- Sheridan Recreation Center, 8%

The proportion using the golf courses was:

- South Suburban Golf Course, 23%
- Lone Tree Golf Course & Hotel, 16%
- Littleton Golf & Tennis Club, 14%

The proportion using other recreation facilities was:

- Colorado Journey Miniature Golf, 28%
- Family Sports Center, 19%
- South Suburban Ice Arena, 16%
- Cornerstone Batting Cages, 11%
- Family Sports Center Ice Arena, 9%.

- **There are three facilities that more than 15% of respondents think are in need of a lot of improvement.**

These were:

- Cornerstone Skate Park, 28%
- Goodson Recreation Center, 18%
- South Suburban Golf Course, 16%.

- **At least 40% of residents feel several facilities are in need of a little or a lot of improvement.**

These included:

- Goodson Recreation Center, 58%
- South Suburban website, 54%
- Colorado Journey Miniature Golf, 52%
- South Suburban Golf Course, 47%
- South Suburban trails and walkways, 43%
- Littleton Golf & Tennis Club, 41%
- Recreation programs and activities, 40%.

- **The community's vision for South Suburban Parks and Recreation includes providing places for residents to maintain and improve their health and encouraging people to spend time outdoors or in nature.**

A variety of purposes can be served by parks and recreation offerings. A series of statements about possible overarching goals for South Suburban Parks and Recreation were presented to survey respondents, who were asked to what extent they agreed or disagreed with each of these potential purposes. A majority of respondents at least somewhat agreed with all 15 of the statements, and 90% or more agreed with 10 of these statements, indicating that residents see a broad role for SSPRD contributions to the community.

- **A large majority of residents, 84%, consider SSPRD services to be more like a human service rather than like a business.**

Two models of how SSPRD services could be regarded were portrayed to respondents: services could be considered like a human service that contributes to the community's physical, emotional and social welfare, offering services funded by tax dollars; or as a business that serves people who can afford to pay for the services through higher user fees. The human service model was chosen by 84% of respondents, while 16% considered SSPRD services to be more like a business.

- **Challenged with the decision of whether the District should prioritize funding for “taking care of what we have” versus investing in new acquisitions and facilities, about 7 in 10 respondents favor maintenance of and improvements to existing resources and facilities, while about 3 in 10 prefer investing in resource acquisitions and new facilities.**

Those participating in the survey were asked to what extent they supported or opposed South Suburban taking a number of actions related to recreation/sports facilities; parks and playgrounds; recreation programs; trails and walkways; and initiatives and policies.

The actions most supported were those associated with sustainability and outdoor recreation. Over 85% of respondents strongly or somewhat supported:

- Improving energy and water use efficiency, 95%
- Connecting existing trails, 92%
- Providing more amenities along trails and trailheads, 90%
- Providing more soft surface trails, 89%

- Providing more walkway loops that are easier for seniors, youth and those with mobility issues, 87%
- Adding restrooms, drinking fountains, benches and amenities, 86%.

A large majority supported additional recreation programming for all ages, as well as increased efforts for inclusive and welcoming programs and facilities.

Survey Background

As noted in the letter of transmittal of the 2016 South Suburban Park and Recreation District Budget, the District experienced some major changes during 2015, including the retirement of several long term employees and the hiring of a new Executive Director. The District's Voters approved the New Operating Two Mills in November 2014, for a period of 10 years; 2015 was the first year these funds were received by the District, which increased revenue by about \$4,500,000. In addition, the improving economy resulted higher valuations in residential and commercial properties, which will increase operating property tax revenue to the District.

Thus, the District staff planned to use the opportunity to review the District's goals and priorities and direction for the future, and deemed 2016 a "Planning Year" for the District, during which time was to be spent developing a master plan, a strategic plan and a three-year financial plan. The priorities developed during this process will be implemented in 2017 and for several years following.

As a part of this planning process, a survey of District residents was commissioned to capture community opinion about use of District offerings and opinions on actions to take in the future.

All households located in the South Suburban Park and Recreation District boundaries were eligible to be a part the survey; 1,800 were selected at random to receive the survey. Each survey recipient was contacted by mail a total of three times in July of 2016. The first mailing was a prenotification postcard announcing the upcoming survey. About a week after the prenotification postcard was sent, the first wave of the four-page survey packet was mailed. This packet included the questionnaire with a cover letter signed by John K. Ostermiller, Chair, Board of Directors and Rob Hanna, Executive Director, and with a postage-paid return envelope. A week later a second survey was mailed, with instructions to recycle the survey if they had already responded to the first survey. A copy of the survey materials can be found in *Appendix L: Survey Materials*. A total of 327 completed surveys were returned, for a response rate of 18%. Typical response rates for a survey of this type are between 15% and 25%. With 327 responses, the 95% confidence interval is plus or minus 5.4 percentage points. More information about the survey methodology can be found in *Appendix K: Survey Methodology*.

The body of the report includes graphs and tables of summarized results, while full results appear in *Appendix A: Responses to Survey Questions*. Crosstabulations of survey results by respondent characteristics can be found in Appendices D, E, F and G. When a table for a question that only permitted a single response does not total to exactly 100%, it is due to the customary practice of rounding percentages to the nearest whole number. When the total exceeds 100% in a table for a multiple response question in which the respondent can choose more than one category, it is because some respondents are counted in multiple categories.

In addition to the scientific survey administered as described above, an open participation survey was made available. A URL of the survey link was publicized by the District, and anyone who wished to could go online to complete the survey. A total of 1,784 individuals answered the first question on the survey; 1,232 answered the last question of this survey. These results can be found in *Appendix H: Responses to Survey Questions – Open Participation Online Survey* and *Appendix I: Verbatim Responses to Open-ended Questions from Open Participation Online Survey*. Comparisons to the scientific survey are found in *Appendix J: Comparison of Scientific Survey Results with Open Participation Online Survey Results*. Among other differences, one important one is that the scientific mailed survey had a greater proportion of responses from people who do not visit SSPRD facilities and do not participate in SSPRD programs than did the online survey.

Survey Results

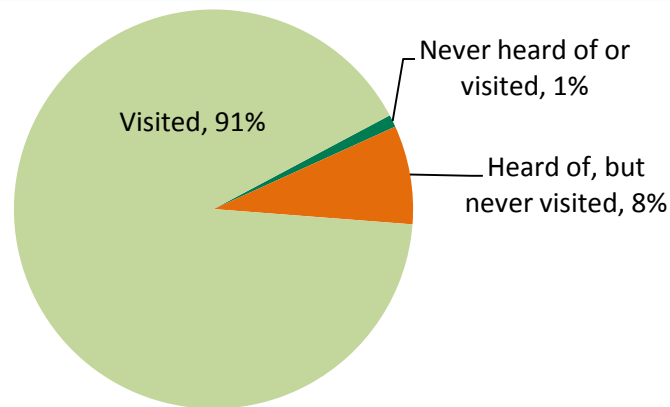
Familiarity with, Participation in and Use of South Suburban Offerings

Several questions were included on the South Suburban Park and Recreation District (SSPRD) Resident Survey to assess their familiarity with and use of the District's offerings.

About 9 in 10 of those completing the survey said they had visited SSPRD facilities, programs, parks, trails or natural areas. Only 8% had heard of South Suburban Parks and Recreation but had never visited any of the facilities, while only 1% had never heard of SSPRD before receiving the survey.

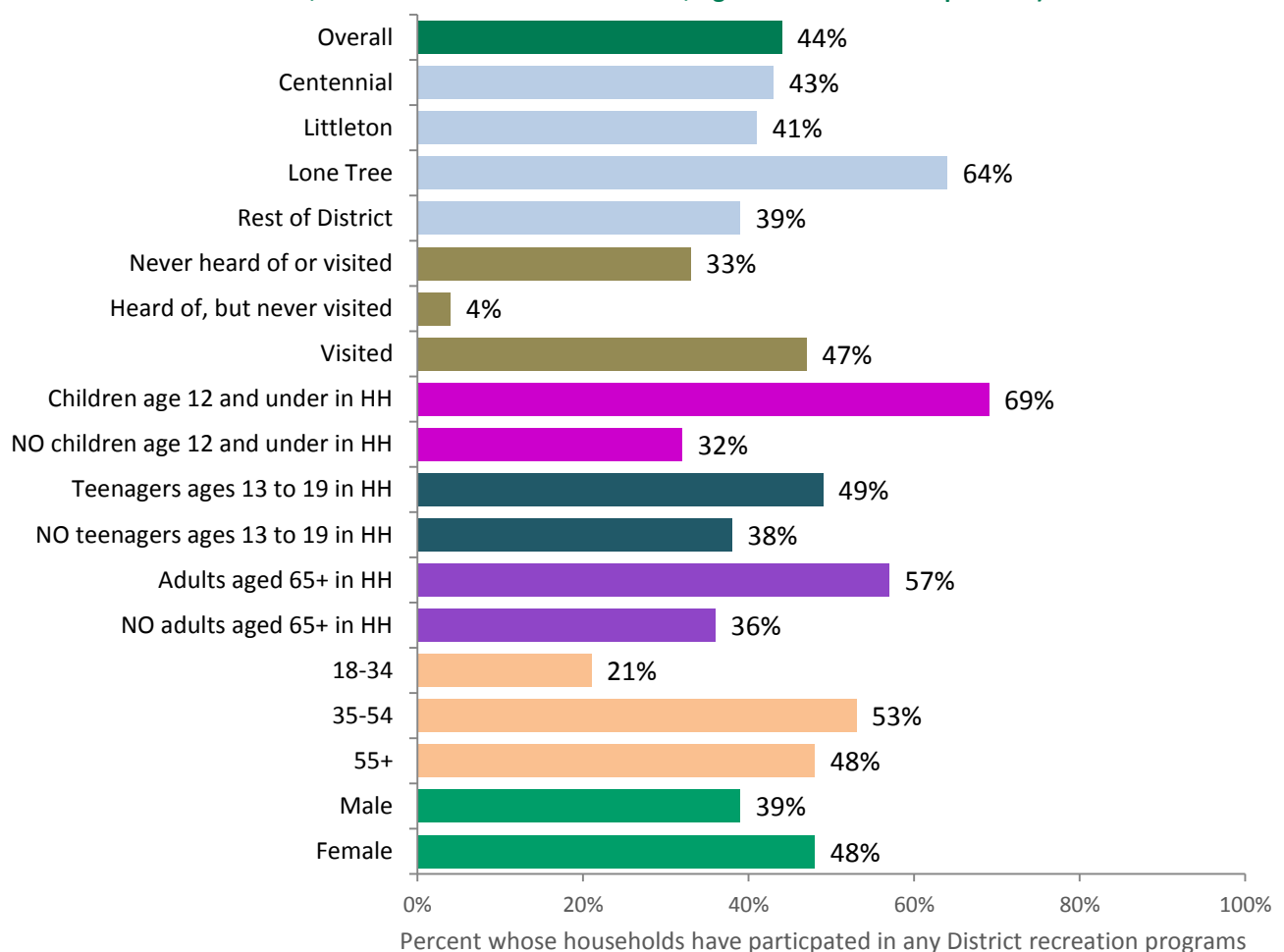
Figure 1: Familiarity With or Use of SSPRD Facilities, Programs, Parks, Trails or Natural Areas

Have you heard of or visited any of the South Suburban Park and Recreation District facilities, programs, parks, trails or natural areas?



Survey respondents were also asked whether they or any household member had participated in any of the District's recreation programs. Nearly half, 44%, of all respondents said their household had been involved in a SSPRD recreation program. Households residing in Lone Tree were more likely to have participated in a recreation program than those in other areas of the District. Households with children, households with teenagers and households with adults aged 65 or older were more likely to have participated in SSPRD recreation programs than households without children, teenagers or older adults. Households of respondents age 35 or older were more likely to have participated in recreation offerings than were households of respondents under age 35. Households of female respondents were more likely to have participated than were households of male respondents.

Figure 2: Participation in South Suburban District Recreation Programs by Respondent Characteristics (Area of Residence, Familiarity with SSPRD, Presence of Children in Household, Presence of Teenagers in Household, Presence of Seniors in Household, Age and Gender of Respondent)



All respondents were asked how easy or difficult it was to find information about SSPRD offerings. About 5 in 10 respondents said it was very easy and an additional 4 in 10 said it was somewhat easy (see Figure 3 below). About 9 in 10 of those living in Centennial or Littleton thought it was easy to find SSPRD information, while about 8 in 10 of those living in Lone Tree or the rest of the District thought it was easy (see Figure 4 below). About 7 in 10 of those who had heard of SSPRD but not visited thought it was easy to get information about SSPRD, while only a third of those who had never heard of SSPRD thought it was easy to get such information.

Figure 3: Ease of Obtaining Information about SSPRD offerings

How easy or difficult it is to find information about South Suburban Parks and Recreation offerings?

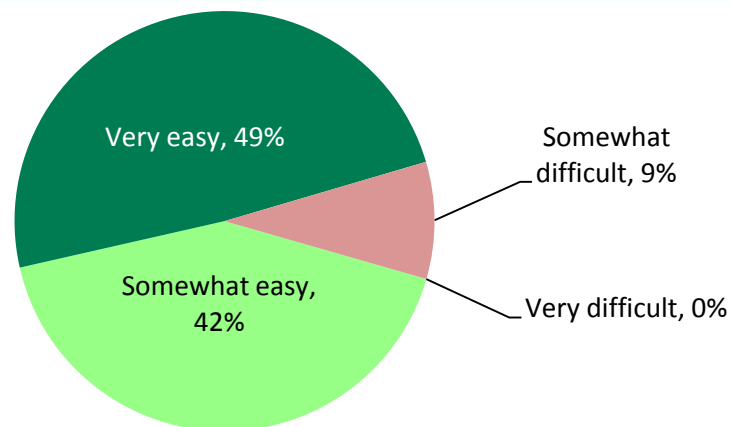
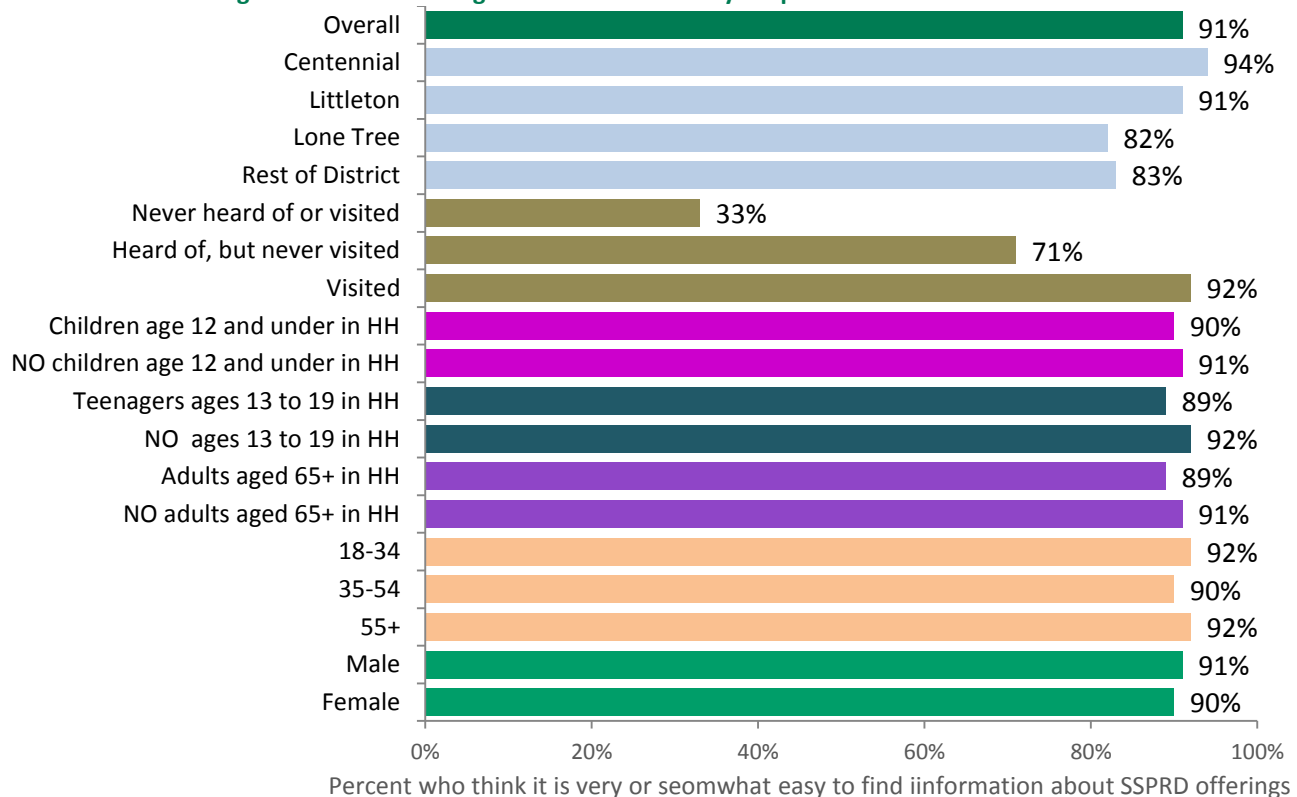


Figure 4: Ease of Finding SSPRD Information by Respondent Characteristics



A number of the facilities operated or maintained by SSPRD were presented to those completing the questionnaire. They were asked to indicate whether they or anyone in their household had used the facility within the last 12 months, and if they had used them, whether they thought improvements were needed. The proportion of respondent households using each facility is shown in Figure 5 on the next page while the proportion thinking the facility needs improvement is displayed in Figure 6 on page 10.

Nearly 8 in 10 households had used the trails and walkways maintained by SSPRD in the past 12 months and 6 in 10 had visited South Suburban natural areas or open space. About two-thirds had used small neighborhood parks and the South Suburban website.

The proportion using each of the recreation centers was:

- Goodson Recreation Center, 46%
- Douglas H. Buck Community Recreation Center, 33%
- Lone Tree Recreation Center, 28%
- Sheridan Recreation Center, 8%

The proportion using the golf courses was:

- South Suburban Golf Course, 23%
- Lone Tree Golf Course & Hotel, 16%
- Littleton Golf & Tennis Club, 14%

The proportion using other recreation facilities was:

- Colorado Journey Miniature Golf, 28%
- Family Sports Center, 19%
- South Suburban Ice Arena, 16%
- Cornerstone Batting Cages, 11%
- Family Sports Center Ice Arena, 9%.

When asked what prevented their household from using South Suburban recreation facilities, programs, parks, trails or natural areas more often, about half (48%) said there was “nothing” that stopped them, they were already using them often (see Figure 7 on page 11). The most common barriers noted were unfamiliarity with the SSPRD offerings, expense, inconvenient hours and lack of interest.

There were three facilities that more than 15% of respondents thought were in need of a lot of improvement; these were:

- Cornerstone Skate Park, 28%
- Goodson Recreation Center, 18%
- South Suburban Golf Course, 16%.

Several facilities were deemed to need a little or a lot of improvement by 40% or more of respondents. These included:

- Goodson Recreation Center, 58%
- South Suburban website, 54%
- Colorado Journey Miniature Golf, 52%
- South Suburban Golf Course, 47%
- South Suburban trails and walkways, 43%
- Littleton Golf & Tennis Club, 41%
- Recreation programs and activities, 40%.

Figure 5: Use of South Suburban District Offerings

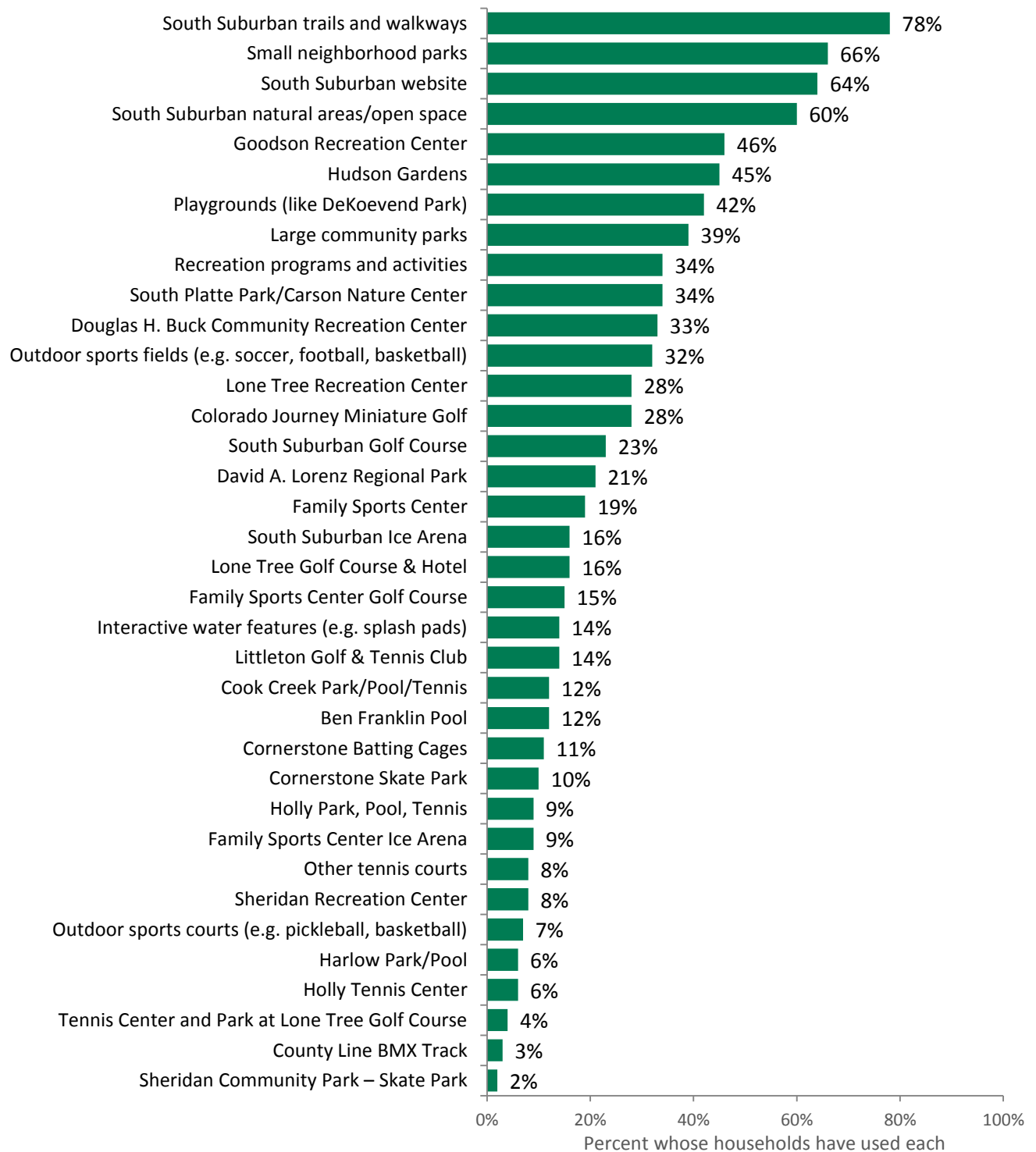


Figure 6: Percent Who Think Each Facility Needs A Lot or A Little Improvement

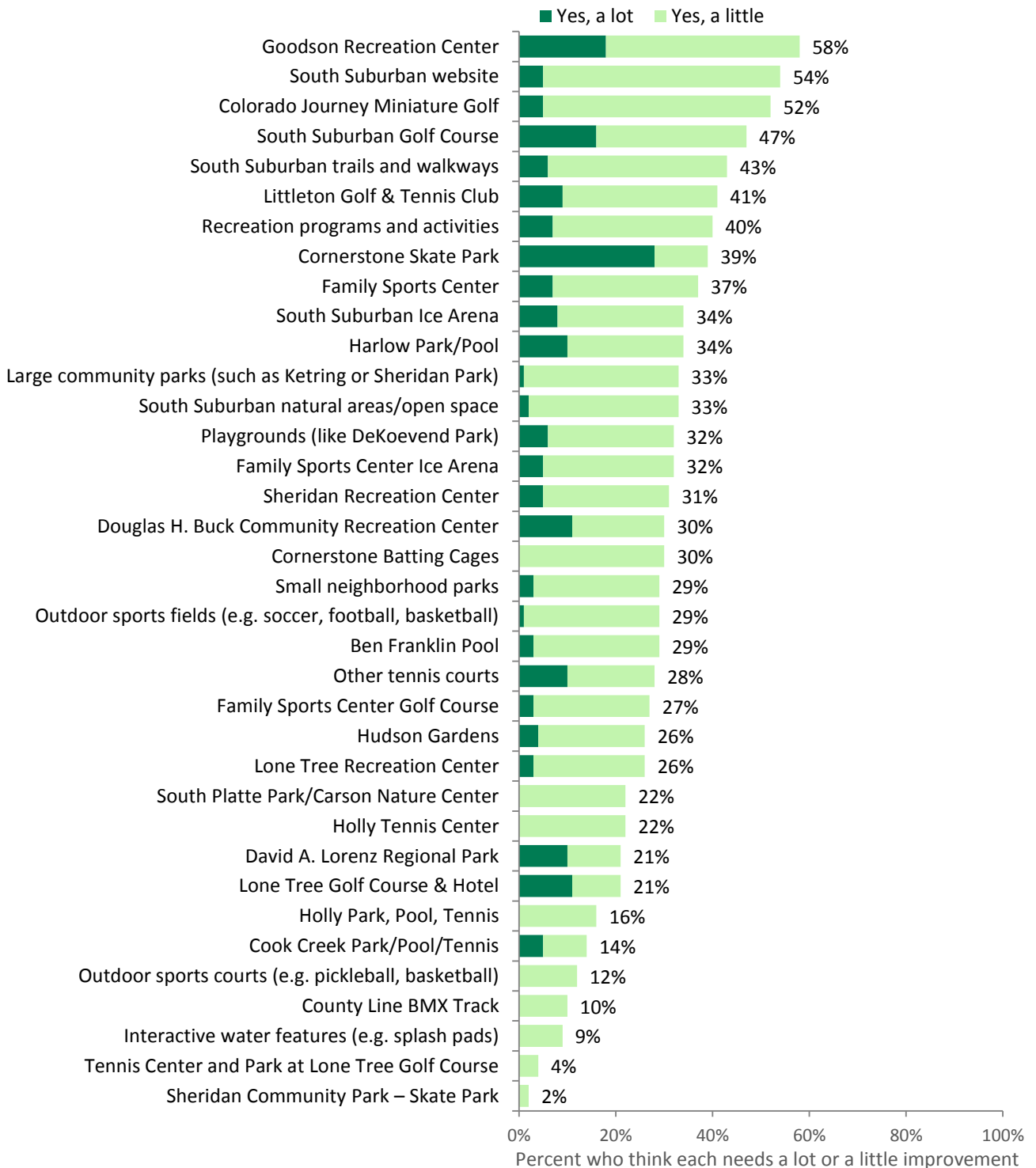
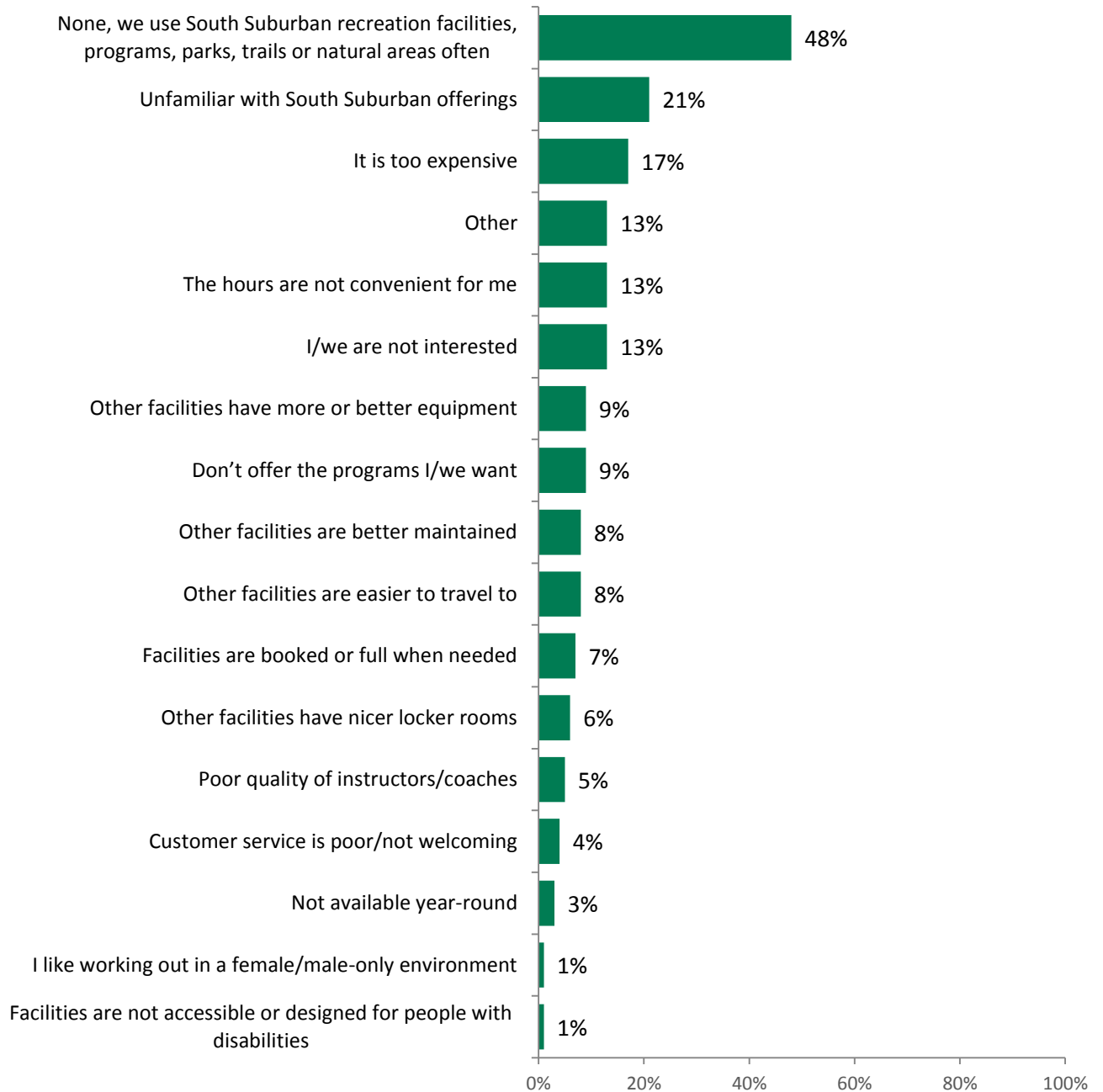


Figure 7: Obstacles to Using South Suburban District Offerings More Often



Community Vision for Parks and Recreation

A variety of purposes can be served by parks and recreation offerings. A series of statements about possible overarching goals for South Suburban Parks and Recreation were presented to survey respondents, who were asked to what extent they agreed or disagreed with each of these potential purposes. The results are displayed in Figure 8 on the next page. A majority of respondents at least somewhat agreed with all 15 of the statements, and 90% or more agreed with 10 of these statements, indicating that residents see a broad role for SSPRD contributions to the community.

Three-quarters of respondents strongly agreed and virtually all at least somewhat agreed that SSPRD should:

- **offer services to improve the quality of life of District residents.**

Seven in 10 strongly agreed and virtually all at least somewhat agreed that SSPRD should:

- **provide places for residents to maintain and improve their health, and**
- **encourage people to spend time outdoors or in nature.**

Over 6 in 10 strongly agreed and over 9 in 10 at least somewhat agreed that SSPRD should:

- **protect the natural environment and promote environmental sustainability,**
- **provide green and natural spaces within the community with park lands and open space,**
- **provide mobility, with trails and paths for residents to use for exercise and non-motorized transportation.**

Over half strongly agreed and over 9 in 10 at least somewhat agreed that SSPRD should:

- **contribute to a more beautiful community,**
- **provide wellness, recreation and social activities and programs,**
- **provide recreational opportunities to underserved residents, and**
- **contribute to the local economy; providing an attractive place to live, work and do business.**

Figure 8: Percent Agree Each Statement Should Be a Purpose for South Suburban Park and Recreation District



Two models of how SSPRD services could be regarded were portrayed to respondents: services could be considered like a human service that contributes to the community's physical, emotional and social welfare, offering services funded by tax dollars; or as a business that serves people who can afford to pay for the services through higher user fees. Respondents indicated to which model they felt most affinity. There were six boxes they could check: the closer to one side or the other indicated a stronger affinity to that model, while boxes checked closer to the middle indicated a weaker affinity. As shown in the figure below, residents felt most like SSPRD services should be considered a human service; 84% chose this model and 35% felt a very strong affinity to this position. Sixteen percent considered SSPRD services to be more like a business that serves people who can afford to pay for the services through higher user fees.

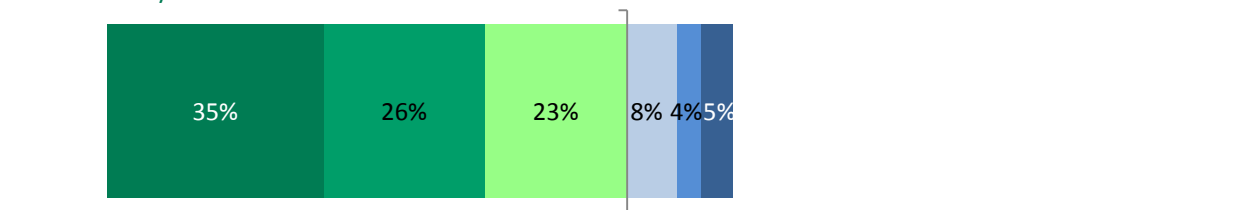
Figure 9: Preference for SSPRD to Function As a Human Service or Business

I consider South Suburban Parks and Recreation services . . .

A human service that contributes to the community's physical, emotional and social welfare, offering services funded by tax dollars



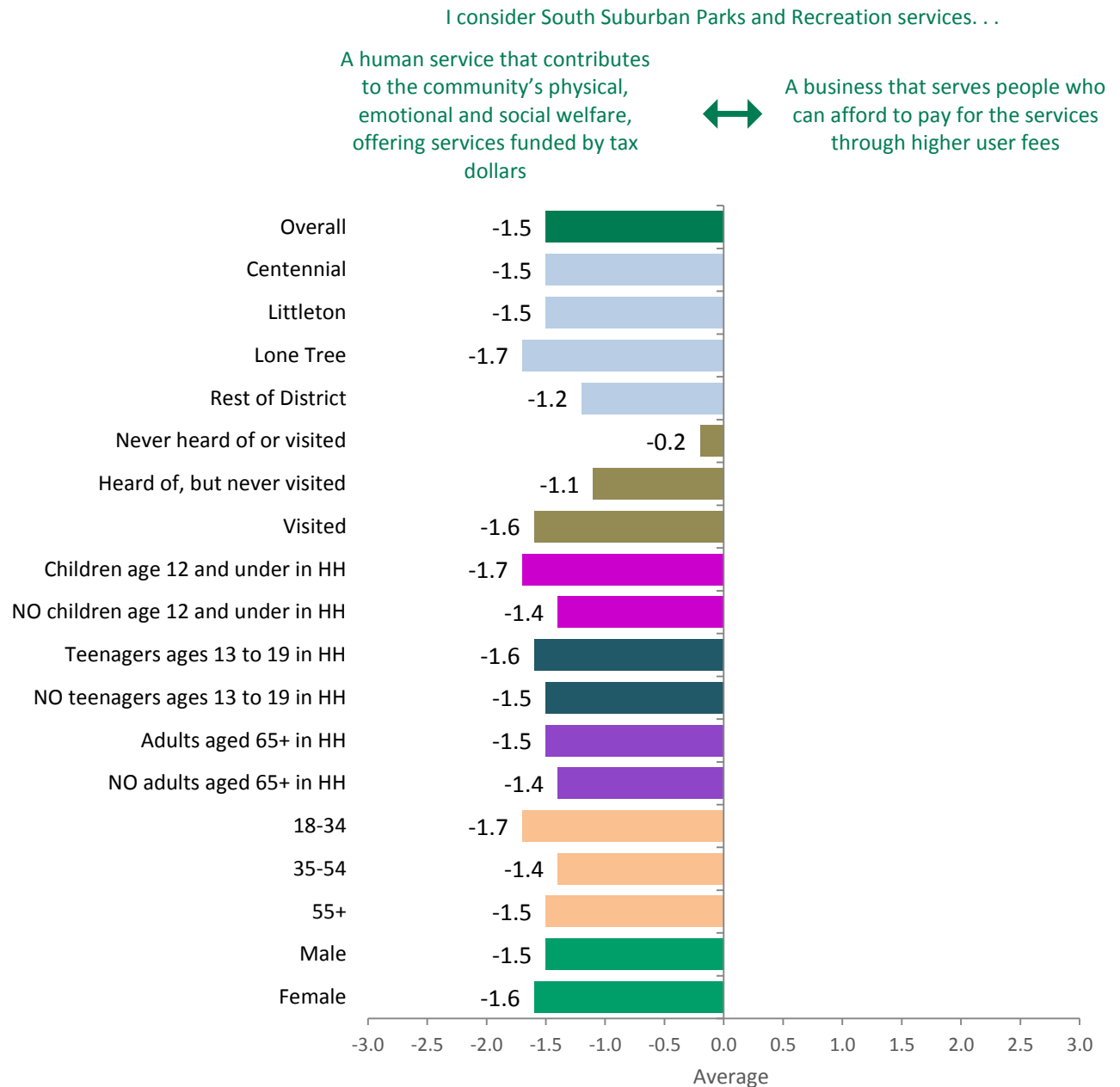
A business that serves people who can afford to pay for the services through higher user fees



An average score was created from these ratings. If a respondent leaned strongly to the left side of the trade-off, a score of negative three (-3) was assigned; if the affinity was moderate, a score of -2 was assigned, while the weakest affinity was assigned a score of -1. If the respondent leaned strongly to the right side of the trade-off, a score of +3 was assigned, while a weak affinity was assigned a score of +1. The negative or positive number is not meant to mean that a respondent felt negatively or positively about the question, merely to which side of the trade-off they leaned. An average could be calculated across respondents using these scores.

The average score across all respondents was -1.5, indicating that on average, respondents leaned moderately towards the model of considering SSPRD services a human service (see Figure 10 on the next page). All respondent subgroups leaned toward the human services model, although those who had not used SSPRD services were least likely to do so.

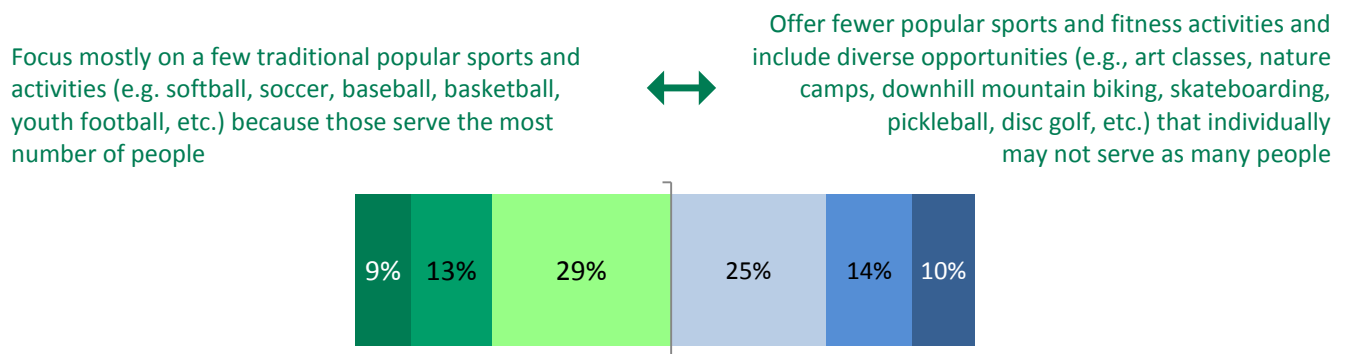
Figure 10: Preference for SSPRD to Function As a Human Service or Business by Respondent Characteristics



Direction for the Future

Other trade-offs were presented to respondents. When asked whether they thought SSPRD program offerings should focus mostly on a few traditional population sports and activities, or whether they should offer fewer popular activities and include more diverse opportunities, respondents were about evenly split (see Figure 11 below). There was some variation among respondent subgroups: those who lived in Centennial or Littleton were about evenly split between the two options, those living in Lone Tree were more likely to favor focusing on the traditional activities and those in the rest of the District favored more diverse opportunities (see Figure 13 on the next page). Younger respondents favored more diverse opportunities while those age 35 and older favored more traditional activities. Households with children under age 12 and households with older adults were more likely to favor programming traditional activities while households without children or older adults leaned slightly towards programming diverse opportunities.

Figure 11: Focus for Parks and Recreation Program Offerings
South Suburban Parks and Recreation program offerings should . . .



Challenged with the decision of whether the District should prioritize funding for “taking care of what we have” versus investing in new acquisitions and facilities, about 7 in 10 respondents favored maintenance of and improvements to existing resources and facilities, while about 3 in 10 preferred investing in resource acquisitions and new facilities (see Figure 12 below). Most respondent subgroups favored focusing on taking care of existing resources. However, households residing in Lone Tree were about evenly split between the two choices (see Figure 14 on page 18).

Figure 12: Funding Priorities

What do you think should be the funding priority of South Suburban in the next few years?

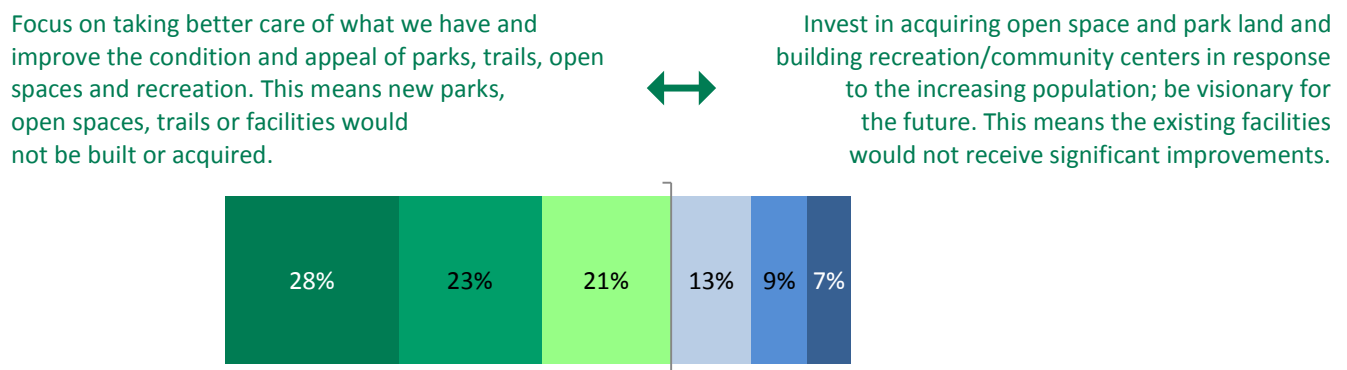


Figure 13: Focus for Parks and Recreation Program Offerings by Respondent Characteristics

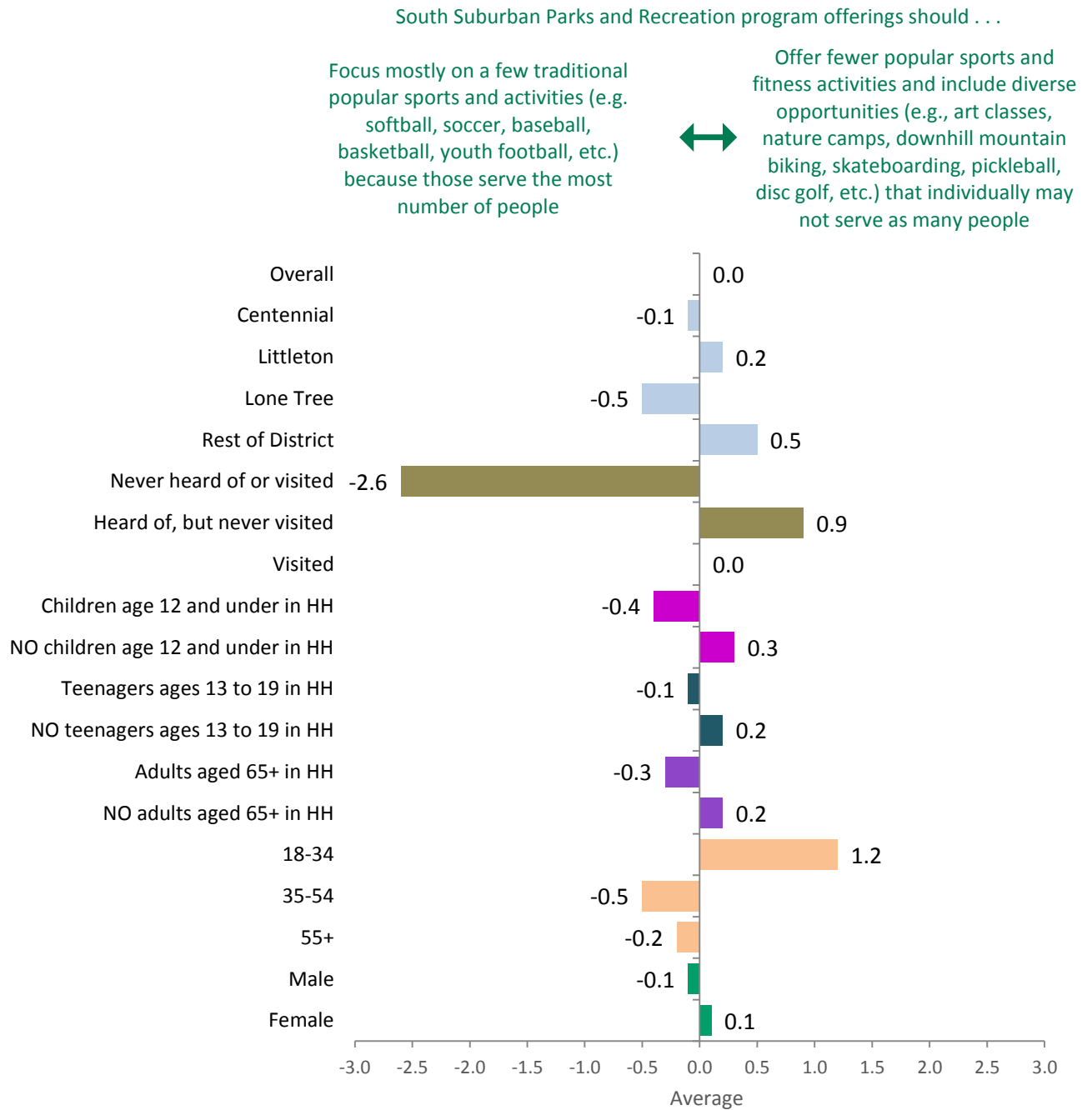


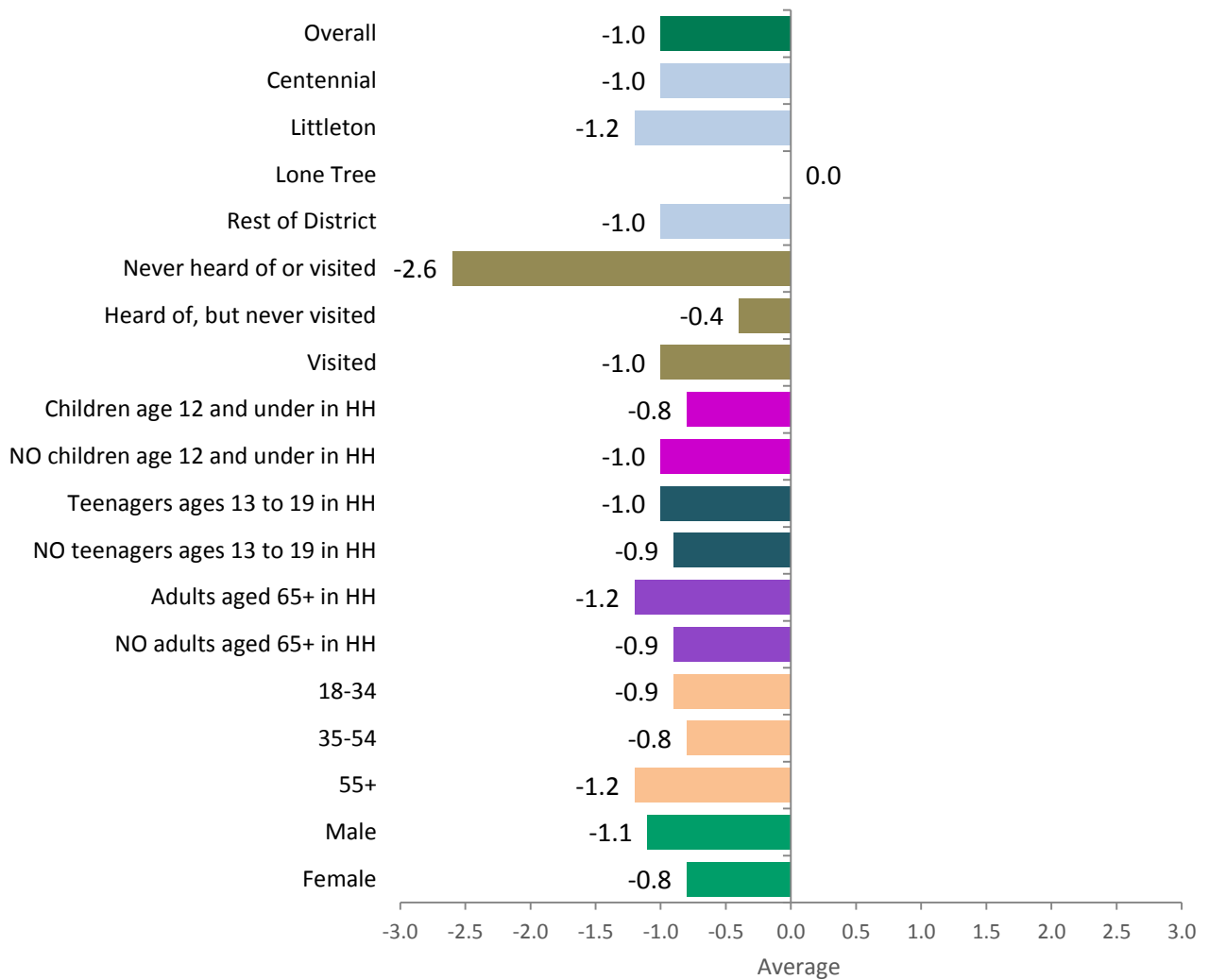
Figure 14: Funding Priorities for SSPRD by Respondent Characteristics

What do you think should be the funding priority of South Suburban in the next few years?

Focus on taking better care of what we have and improve the condition and appeal of parks, trails, open spaces and recreation. This means new parks, open spaces, trails or facilities would not be built or acquired.



Invest in acquiring open space and park land and building recreation/community centers in response to the increasing population; be visionary for the future. This means the existing facilities would not receive significant improvements.



Those participating in the survey were asked to what extent they supported or opposed South Suburban taking a number of actions related to recreation/sports facilities; parks and playgrounds; recreation programs; trails and walkways; and initiatives and policies. Results are shown in Figure 15 on the next page and Figure 16 on page 21. (The full frequencies of responses with and without don't know responses are shown in Table 10 and Table 11 starting on page 28.)

The actions most supported were those associated with sustainability and outdoor recreation. Over 85% of respondents strongly or somewhat supported:

- Improving energy and water use efficiency, 95%
- Connecting existing trails, 92%
- Providing more amenities along trails and trailheads, 90%
- Providing more soft surface trails, 89%
- Providing more walkway loops that are easier for seniors, youth and those with mobility issues, 87%
- Adding restrooms, drinking fountains, benches and amenities, 86%.

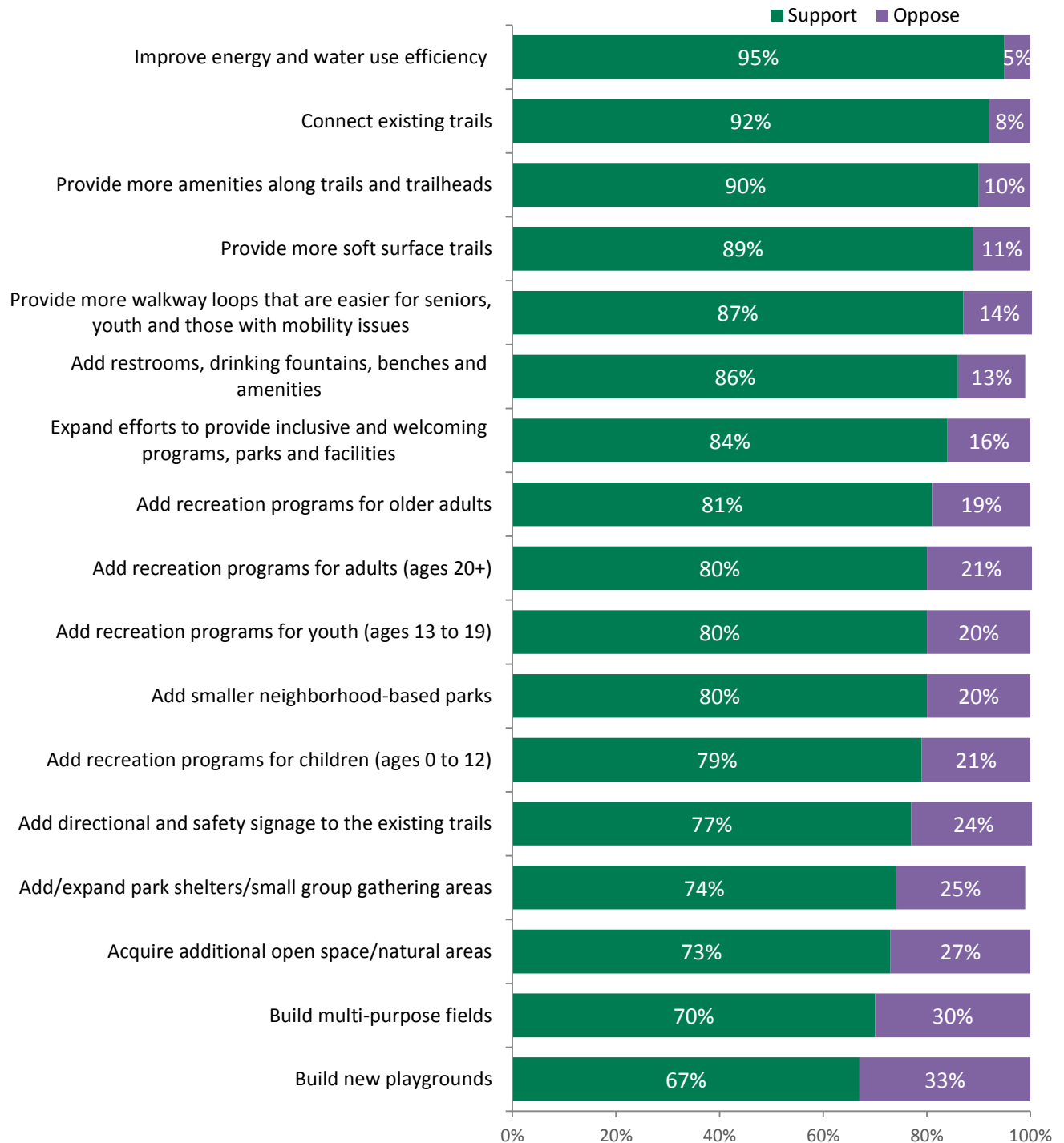
In addition, about three-quarters of respondents supported acquiring additional open space and natural areas, and over three-quarters supported adding directional and safety signage to the existing trails.

A large majority supported additional recreation programming for all ages, as well as increased efforts for inclusive and welcoming programs and facilities.

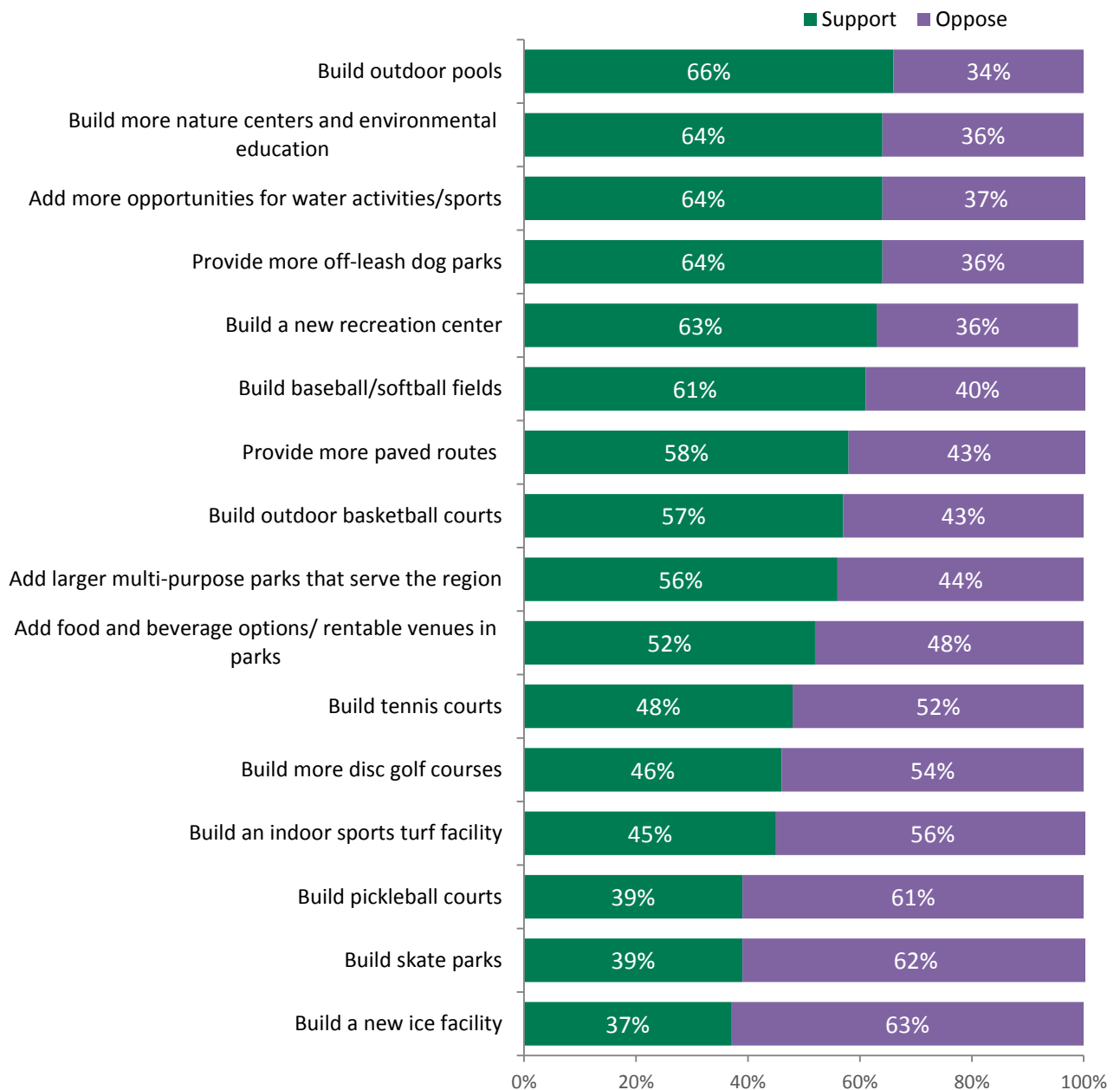
- Providing inclusive and welcoming programs, parks and facilities, 84%
- Adding recreation programs for older adults, 81%
- Adding recreation programs for adults, 80%
- Adding recreation programs for youth, 80%
- Adding recreation programs for children, 79%.

Several of the options were opposed by more than half of respondents. These included building new facilities for tennis, disc golf, indoor turf sports, pickleball, skate parks and ice facilities. However, some new facilities were supported by respondents, including 64% who supported building more nature centers and 63% who supported building a new recreation center.

**Figure 15: Support for or Opposition to Potential South Suburban Actions:
Actions with More Two-Thirds or More Support**



**Figure 16: Support for or Opposition to Potential South Suburban Actions:
Actions with Less Than Two-Thirds Support**



Appendix A: Responses to Survey Questions

The following tables show the complete set of responses for each question on the survey. For two of the questions, two tables are provided, one that includes the “don’t know” responses and one that excludes the “don’t know” responses.

Table 1: Question #1

Have you heard of or visited any of the South Suburban Park and Recreation District facilities, programs, parks, trails or natural areas?	Percent of respondents	Number of respondents
Never heard of or visited	1%	N=3
Heard of, but never visited	8%	N=23
Visited	91%	N=282
Total	100%	N=308

Table 2: Question #2

During the past year, have you or any member of your household participated in any of the District's recreation programs?	Percent of respondents	Number of respondents
No	49%	N=150
Yes	44%	N=133
Not sure	7%	N=22
Total	100%	N=305

Table 3: Question #3

How easy or difficult it is to find information about South Suburban Parks and Recreation offerings?	Percent of respondents	Number of respondents
Very easy	49%	N=146
Somewhat easy	42%	N=126
Somewhat difficult	9%	N=29
Very difficult	0%	N=0
Total	100%	N=301

Table 4: Question #4 part 1

Below is a list of some facilities/places operated by South Suburban Park and Recreation District. Please indicate whether you or anyone in your household have used these facilities in the last 12 month. Used	Yes		No		Total	
	%	N	%	N	%	N
Littleton Golf & Tennis Club	14%	N=39	86%	N=232	100%	N=271
Lone Tree Golf Course & Hotel	16%	N=44	84%	N=228	100%	N=272
South Suburban Golf Course	23%	N=64	77%	N=212	100%	N=276
Family Sports Center Golf Course	15%	N=40	85%	N=233	100%	N=273
Colorado Journey Miniature Golf	28%	N=75	72%	N=193	100%	N=269
Family Sports Center	19%	N=51	81%	N=215	100%	N=266
David A. Lorenz Regional Park	21%	N=57	79%	N=214	100%	N=271
County Line BMX Track	3%	N=9	97%	N=248	100%	N=257
Cornerstone Batting Cages	11%	N=28	89%	N=238	100%	N=266
South Suburban Ice Arena	16%	N=43	84%	N=218	100%	N=261
Family Sports Center Ice Arena	9%	N=22	91%	N=237	100%	N=260
Sheridan Recreation Center	8%	N=21	92%	N=237	100%	N=259
Goodson Recreation Center	46%	N=129	54%	N=149	100%	N=278
Lone Tree Recreation Center	28%	N=75	72%	N=197	100%	N=271
Douglas H. Buck Community Recreation Center	33%	N=89	67%	N=182	100%	N=271
Holly Tennis Center	6%	N=16	94%	N=247	100%	N=262
Tennis Center and Park at Lone Tree Golf Course	4%	N=10	96%	N=250	100%	N=260
Other tennis courts	8%	N=21	92%	N=238	100%	N=259
Ben Franklin Pool	12%	N=33	88%	N=230	100%	N=262
Harlow Park/Pool	6%	N=17	94%	N=242	100%	N=259
Holly Park, Pool, Tennis	9%	N=25	91%	N=244	100%	N=269
Cook Creek Park/Pool/Tennis	12%	N=31	88%	N=227	100%	N=258
Hudson Gardens	45%	N=124	55%	N=152	100%	N=276
South Platte Park/Carson Nature Center	34%	N=90	66%	N=179	100%	N=269
Cornerstone Skate Park	10%	N=26	90%	N=235	100%	N=262
Sheridan Community Park – Skate Park	2%	N=5	98%	N=252	100%	N=257
South Suburban trails and walkways	78%	N=227	22%	N=65	100%	N=293
South Suburban natural areas/open space	60%	N=168	40%	N=110	100%	N=278
Outdoor sports fields (e.g. soccer, football, basketball)	32%	N=86	68%	N=185	100%	N=271
Outdoor sports courts (e.g. pickleball, basketball)	7%	N=20	93%	N=246	100%	N=265
Interactive water features (e.g. splash pads)	14%	N=36	86%	N=230	100%	N=266
Playgrounds (like DeKoevend Park)	42%	N=110	58%	N=153	100%	N=263
Small neighborhood parks	66%	N=190	34%	N=97	100%	N=287
Large community parks (such as Ketring or Sheridan Park)	39%	N=103	61%	N=164	100%	N=267
Recreation programs and activities	34%	N=91	66%	N=176	100%	N=267
South Suburban website	64%	N=180	36%	N=100	100%	N=279

Table 5: Question #4 part 2

Below is a list of some facilities/places operated by South Suburban Park and Recreation District. Please indicate whether you think these facilities need improvements/upgrades. Need Improvement?	Yes, a lot		Yes, a little		None		Total	
	%	N	%	N	%	N	%	N
Littleton Golf & Tennis Club	9%	N=5	32%	N=18	59%	N=33	100%	N=57
Lone Tree Golf Course & Hotel	11%	N=6	10%	N=6	79%	N=45	100%	N=57
South Suburban Golf Course	16%	N=11	31%	N=22	53%	N=37	100%	N=70
Family Sports Center Golf Course	3%	N=2	24%	N=13	73%	N=40	100%	N=55
Colorado Journey Miniature Golf	5%	N=4	47%	N=40	47%	N=40	100%	N=84
Family Sports Center	7%	N=4	30%	N=17	63%	N=36	100%	N=56
David A. Lorenz Regional Park	10%	N=6	11%	N=6	79%	N=46	100%	N=58
County Line BMX Track	0%	N=0	10%	N=3	90%	N=22	100%	N=24
Cornerstone Batting Cages	0%	N=0	30%	N=12	70%	N=28	100%	N=40
South Suburban Ice Arena	8%	N=4	26%	N=12	66%	N=30	100%	N=46
Family Sports Center Ice Arena	5%	N=2	27%	N=8	67%	N=20	100%	N=30
Sheridan Recreation Center	5%	N=2	26%	N=9	68%	N=22	100%	N=33
Goodson Recreation Center	18%	N=20	40%	N=45	43%	N=49	100%	N=114
Lone Tree Recreation Center	3%	N=3	23%	N=18	73%	N=59	100%	N=80
Douglas H. Buck Community Recreation Center	11%	N=9	19%	N=16	71%	N=60	100%	N=84
Holly Tennis Center	0%	N=0	22%	N=6	78%	N=22	100%	N=29
Tennis Center and Park at Lone Tree Golf Course	0%	N=0	4%	N=1	96%	N=24	100%	N=25
Other tennis courts	10%	N=3	18%	N=6	72%	N=23	100%	N=31
Ben Franklin Pool	3%	N=1	26%	N=11	72%	N=30	100%	N=41
Harlow Park/Pool	10%	N=3	24%	N=8	66%	N=23	100%	N=35
Holly Park, Pool, Tennis	0%	N=0	16%	N=7	84%	N=34	100%	N=41
Cook Creek Park/Pool/Tennis	5%	N=2	9%	N=4	86%	N=35	100%	N=40
Hudson Gardens	4%	N=4	22%	N=27	75%	N=91	100%	N=122
South Platte Park/Carson Nature Center	0%	N=0	22%	N=20	78%	N=72	100%	N=92
Cornerstone Skate Park	28%	N=11	11%	N=4	60%	N=22	100%	N=37
Sheridan Community Park – Skate Park	0%	N=0	2%	N=0	98%	N=20	100%	N=20
South Suburban trails and walkways	6%	N=10	37%	N=70	57%	N=106	100%	N=186
South Suburban natural areas/open space	2%	N=3	31%	N=43	67%	N=94	100%	N=141
Outdoor sports fields (e.g. soccer, football, basketball)	1%	N=1	28%	N=22	71%	N=56	100%	N=79
Outdoor sports courts (e.g. pickleball, basketball)	0%	N=0	12%	N=4	88%	N=28	100%	N=32
Interactive water features (e.g. splash pads)	0%	N=0	9%	N=4	91%	N=41	100%	N=45
Playgrounds (like DeKoevend Park)	6%	N=6	26%	N=26	68%	N=69	100%	N=101

Below is a list of some facilities/places operated by South Suburban Park and Recreation District. Please indicate whether you think these facilities need improvements/upgrades. Need Improvement?	Yes, a lot		Yes, a little		None		Total	
	%	N	%	N	%	N	%	N
Small neighborhood parks	3%	N=5	26%	N=40	71%	N=112	100%	N=157
Large community parks (such as Ketring or Sheridan Park)	1%	N=1	32%	N=32	67%	N=66	100%	N=99
Recreation programs and activities	7%	N=5	33%	N=26	60%	N=48	100%	N=80
South Suburban website	5%	N=7	49%	N=74	46%	N=69	100%	N=151

Table 6: Question #5

Please CHECK ALL the reasons that prevent you or other members of your household from using South Suburban recreation facilities, programs, parks, trails or natural areas more often.*	Percent of respondents	Number of respondents
I/we are not interested	13%	N=42
Don't offer the programs I/we want	9%	N=29
It is too expensive	17%	N=54
The hours are not convenient for me	13%	N=40
Facilities are booked or full when needed	7%	N=21
Customer service is poor/not welcoming	4%	N=12
Not available year-round	3%	N=10
Facilities are not accessible or designed for people with disabilities	1%	N=3
Other:	13%	N=39
Unfamiliar with South Suburban offerings	21%	N=67
Other facilities are easier to travel to	8%	N=26
Other facilities are better maintained	8%	N=25
Other facilities have nicer locker rooms	6%	N=20
Other facilities have more or better equipment	9%	N=28
Poor quality of instructors/coaches	5%	N=15
I like working out in a female/male-only environment	1%	N=2
None, we use South Suburban recreation facilities, programs, parks, trails or natural areas often	48%	N=150

*Percents add to more than 100% as respondents could choose more than one response.

Table 7: Question #6

I consider South Suburban Parks and Recreation services. . . A human service that contributes to the community's physical, emotional and social welfare, offering services funded by tax dollars OR A business that serves people who can afford to pay for the services through higher user fees	Percent of respondents	Number of respondents
Completely a human service	35%	N=105
Somewhat a human service	26%	N=79
A little bit a human service	23%	N=70
A little bit a business	8%	N=23
Somewhat a business	4%	N=12
Completely a business	5%	N=15
Total	100%	N=305
Average Rating Where -3 is Completely "A human service" and +3 is Completely "A business"	-1.5	N=305

Table 8: Question #7

South Suburban Parks and Recreation program offerings should . . . Focus mostly on a few traditional popular sports and activities (e.g. softball, soccer, baseball, basketball, youth football, etc.) because those serve the most number of people OR Offer fewer popular sports and fitness activities and include diverse opportunities (e.g., art classes, nature camps, downhill mountain biking, skateboarding, pickleball, disc golf, etc.) that individually may not serve as many people	Percent of respondents	Number of respondents
Completely few traditional sports and activities	9%	N=27
Somewhat few traditional sports and activities	13%	N=39
A little bit few traditional sports and activities	29%	N=87
A little bit diverse opportunities	25%	N=74
Somewhat diverse opportunities	14%	N=41
Completely diverse opportunities	10%	N=30
Total	100%	N=298
Average Rating Where -3 is Completely "Focus mostly on a few traditional sports and activities" and +3 is Completely "Offer diverse opportunities"	0.0	N=298

Table 9: Question #8

What do you think should be the funding priority of South Suburban in the next few years? Focus on taking better care of what we have and improve the condition and appeal of parks, trails, open spaces and recreation. This means new parks, open spaces, trails or facilities would not be built or acquired. OR Invest in acquiring open space and park land and building recreation/community centers in response to the increasing population; be visionary for the future. This means the existing facilities would not receive significant improvements.	Percent of respondents	Number of respondents
Completely focus on taking care of what we have	28%	N=84
Somewhat focus on taking care of what we have	23%	N=69
A little bit focus on taking care of what we have	21%	N=63
A little bit invest in more	13%	N=39
Somewhat invest in more	9%	N=28
Completely invest in more	7%	N=21
Total	100%	N=305
Average Rating Where -3 is Completely "Focus on taking better care of what we have" and +3 is Completely "Invest in opportunities"	-1.0	N=305

Table 10: Question #9 and #10 with don't know responses

To what extent would you support or oppose South Suburban taking any of the following actions?	Strongly support		Somewhat support		Somewhat oppose		Strongly oppose		Don't know		Total	
	%	N	%	N	%	N	%	N	%	N	%	N
Build baseball/softball fields	7%	N=22	36%	N=106	14%	N=41	14%	N=41	29%	N=87	100%	N=297
Build a new ice facility	9%	N=26	18%	N=55	23%	N=70	22%	N=68	27%	N=82	100%	N=302
Build multi-purpose fields (soccer, football and lacrosse fields)	14%	N=43	40%	N=122	11%	N=34	12%	N=35	23%	N=68	100%	N=302
Build skate parks	9%	N=26	21%	N=62	25%	N=76	21%	N=62	25%	N=75	100%	N=300
Build an indoor sports turf facility	12%	N=35	20%	N=59	20%	N=59	20%	N=60	27%	N=80	100%	N=294
Build outdoor pools	21%	N=64	32%	N=96	12%	N=37	15%	N=46	20%	N=59	100%	N=302
Build tennis courts	9%	N=26	25%	N=75	25%	N=74	12%	N=36	30%	N=89	100%	N=300
Build pickleball courts	7%	N=20	17%	N=51	20%	N=60	17%	N=52	39%	N=116	100%	N=298
Build a new recreation center (including indoor pools, fitness equipment and exercise facilities, sports courts)	19%	N=57	34%	N=105	13%	N=41	17%	N=52	16%	N=50	100%	N=305
Build outdoor basketball courts	11%	N=34	31%	N=92	19%	N=56	13%	N=40	26%	N=79	100%	N=301
Build more disc golf courses	12%	N=36	21%	N=62	20%	N=60	18%	N=55	29%	N=85	100%	N=298
Add smaller neighborhood-based parks	27%	N=81	43%	N=129	9%	N=28	8%	N=23	13%	N=39	100%	N=299
Add larger multi-purpose parks that serve the region	19%	N=56	27%	N=82	27%	N=80	10%	N=29	18%	N=53	100%	N=299
Provide more off-leash dog parks	28%	N=85	26%	N=81	15%	N=46	15%	N=45	16%	N=51	100%	N=308
Add/expand park shelters/small group gathering areas	19%	N=56	40%	N=118	16%	N=47	4%	N=12	21%	N=61	100%	N=295
Add more opportunities for water activities/sports	19%	N=57	30%	N=89	21%	N=63	7%	N=22	23%	N=69	100%	N=299
Build new playgrounds	16%	N=49	36%	N=109	18%	N=55	8%	N=24	21%	N=64	100%	N=301
Add restrooms, drinking fountains, benches and amenities	40%	N=123	38%	N=118	9%	N=28	3%	N=9	9%	N=29	100%	N=307
Acquire additional open space/natural areas	33%	N=98	32%	N=95	15%	N=45	8%	N=25	12%	N=37	100%	N=300
Build more nature centers and environmental education	26%	N=78	28%	N=83	21%	N=62	10%	N=31	15%	N=46	100%	N=301

To what extent would you support or oppose South Suburban taking any of the following actions?	Strongly support		Somewhat support		Somewhat oppose		Strongly oppose		Don't know		Total	
	%	N	%	N	%	N	%	N	%	N	%	N
Add food and beverage options/ rentable venues in parks	15%	N=45	27%	N=79	20%	N=59	18%	N=55	20%	N=60	100%	N=298
Add recreation programs for youth (ages 13 to 19)	25%	N=75	32%	N=93	7%	N=19	8%	N=23	29%	N=84	100%	N=293
Add recreation programs for children (ages 0 to 12)	24%	N=71	32%	N=96	8%	N=24	7%	N=21	28%	N=83	100%	N=295
Add recreation programs for older adults (age 65 and older)	24%	N=71	34%	N=99	7%	N=20	7%	N=21	28%	N=83	100%	N=295
Add recreation programs for adults (ages 20+)	24%	N=71	34%	N=100	9%	N=26	6%	N=18	27%	N=81	100%	N=297
Add directional and safety signage to the existing trails	30%	N=91	38%	N=116	12%	N=37	8%	N=26	11%	N=34	100%	N=304
Provide more amenities along trails and trailheads (restrooms, parking, benches, trash bins, etc.)	41%	N=127	40%	N=122	5%	N=17	4%	N=11	10%	N=30	100%	N=307
Connect existing trails	52%	N=160	31%	N=95	5%	N=14	3%	N=8	10%	N=30	100%	N=307
Provide more paved routes	21%	N=63	27%	N=82	23%	N=70	12%	N=38	17%	N=51	100%	N=304
Provide more soft surface trails	35%	N=105	44%	N=134	6%	N=18	3%	N=10	11%	N=35	100%	N=302
Provide more walkway loops that are easier for seniors, youth and those with mobility issues	33%	N=101	37%	N=113	8%	N=24	3%	N=9	20%	N=60	100%	N=307
Improve energy and water use efficiency	57%	N=179	30%	N=94	4%	N=11	1%	N=3	9%	N=28	100%	N=316
Expand efforts to provide inclusive and welcoming programs, parks and facilities	29%	N=91	42%	N=129	9%	N=29	4%	N=13	15%	N=48	100%	N=310

Table 11: Question #9 and #10 without don't know responses

To what extent would you support or oppose South Suburban taking any of the following actions?	Strongly support		Somewhat support		Somewhat oppose		Strongly oppose		Total	
	%	N	%	N	%	N	%	N	%	N
Build baseball/softball fields	10%	N=22	51%	N=106	20%	N=41	20%	N=41	100%	N=210
Build a new ice facility	12%	N=26	25%	N=55	32%	N=70	31%	N=68	100%	N=220
Build multi-purpose fields (soccer, football and lacrosse fields)	18%	N=43	52%	N=122	15%	N=34	15%	N=35	100%	N=234
Build skate parks	11%	N=26	28%	N=62	34%	N=76	28%	N=62	100%	N=226
Build an indoor sports turf facility	17%	N=35	28%	N=59	28%	N=59	28%	N=60	100%	N=214
Build outdoor pools	26%	N=64	40%	N=96	15%	N=37	19%	N=46	100%	N=243
Build tennis courts	12%	N=26	36%	N=75	35%	N=74	17%	N=36	100%	N=211
Build pickleball courts	11%	N=20	28%	N=51	33%	N=60	28%	N=52	100%	N=182
Build a new recreation center (including indoor pools, fitness equipment and exercise facilities, sports courts)	22%	N=57	41%	N=105	16%	N=41	20%	N=52	100%	N=255
Build outdoor basketball courts	15%	N=34	42%	N=92	25%	N=56	18%	N=40	100%	N=222
Build more disc golf courses	17%	N=36	29%	N=62	28%	N=60	26%	N=55	100%	N=212
Add smaller neighborhood-based parks	31%	N=81	49%	N=129	11%	N=28	9%	N=23	100%	N=260
Add larger multi-purpose parks that serve the region	23%	N=56	33%	N=82	32%	N=80	12%	N=29	100%	N=246
Provide more off-leash dog parks	33%	N=85	31%	N=81	18%	N=46	18%	N=45	100%	N=258
Add/expand park shelters/small group gathering areas	24%	N=56	50%	N=118	20%	N=47	5%	N=12	100%	N=234
Add more opportunities for water activities/sports	25%	N=57	39%	N=89	27%	N=63	10%	N=22	100%	N=231
Build new playgrounds	21%	N=49	46%	N=109	23%	N=55	10%	N=24	100%	N=237
Add restrooms, drinking fountains, benches and amenities	44%	N=123	42%	N=118	10%	N=28	3%	N=9	100%	N=279
Acquire additional open space/natural areas	37%	N=98	36%	N=95	17%	N=45	10%	N=25	100%	N=263
Build more nature centers and environmental education	31%	N=78	33%	N=83	24%	N=62	12%	N=31	100%	N=255
Add food and beverage options/ rentable venues in parks	19%	N=45	33%	N=79	25%	N=59	23%	N=55	100%	N=238
Add recreation programs for youth (ages 13 to 19)	36%	N=75	44%	N=93	9%	N=19	11%	N=23	100%	N=209
Add recreation programs for children (ages 0 to 12)	34%	N=71	45%	N=96	11%	N=24	10%	N=21	100%	N=212
Add recreation programs for older adults (age 65 and older)	34%	N=71	47%	N=99	9%	N=20	10%	N=21	100%	N=212

To what extent would you support or oppose South Suburban taking any of the following actions?	Strongly support		Somewhat support		Somewhat oppose		Strongly oppose		Total	
	%	N	%	N	%	N	%	N	%	N
Add recreation programs for adults (ages 20+)	33%	N=71	47%	N=100	12%	N=26	9%	N=18	100%	N=215
Add directional and safety signage to the existing trails	34%	N=91	43%	N=116	14%	N=37	10%	N=26	100%	N=270
Provide more amenities along trails and trailheads (restrooms, parking, benches, trash bins, etc.)	46%	N=127	44%	N=122	6%	N=17	4%	N=11	100%	N=277
Connect existing trails	58%	N=160	34%	N=95	5%	N=14	3%	N=8	100%	N=277
Provide more paved routes	25%	N=63	33%	N=82	28%	N=70	15%	N=38	100%	N=253
Provide more soft surface trails	39%	N=105	50%	N=134	7%	N=18	4%	N=10	100%	N=267
Provide more walkway loops that are easier for seniors, youth and those with mobility issues	41%	N=101	46%	N=113	10%	N=24	4%	N=9	100%	N=246
Improve energy and water use efficiency	62%	N=179	33%	N=94	4%	N=11	1%	N=3	100%	N=287
Expand efforts to provide inclusive and welcoming programs, parks and facilities	35%	N=91	49%	N=129	11%	N=29	5%	N=13	100%	N=262

Table 12: Question #11

Communities offer parks and recreation facilities and programs to their residents for various reasons. Tell us how strongly you agree or disagree that the District should offer services for the following purposes.	Strongly agree		Somewhat agree		Somewhat disagree		Strongly disagree		Total	
	%	N	%	N	%	N	%	N	%	N
Improve quality of life	76%	N=240	21%	N=67	1%	N=3	1%	N=4	100%	N=314
Increase property values	47%	N=148	37%	N=115	11%	N=35	4%	N=14	100%	N=311
Provide places for residents to maintain and improve their health	70%	N=220	29%	N=90	1%	N=2	1%	N=3	100%	N=316
Provide places for residents to make social connections	45%	N=142	44%	N=139	10%	N=30	1%	N=5	100%	N=316
Provide wellness, recreation and social activities and programs	55%	N=170	40%	N=122	3%	N=11	2%	N=6	100%	N=308
Provide recreational opportunities to underserved residents	54%	N=166	37%	N=113	8%	N=24	2%	N=6	100%	N=309
Contribute to the local economy; providing an attractive place to live, work and do business	52%	N=163	40%	N=123	6%	N=18	2%	N=8	100%	N=312
Attract visitors and promote tourism through special events and tournaments ¹	29%	N=90	39%	N=120	25%	N=78	7%	N=23	100%	N=311
Contribute to a more beautiful community	58%	N=180	35%	N=109	4%	N=13	2%	N=5	100%	N=308
Encourage people to spend time outdoors/in nature	69%	N=214	26%	N=81	3%	N=10	1%	N=4	100%	N=310
Protect the natural environment and promote environmental sustainability (for example, water quality, water conservation, air quality and so on)	65%	N=204	27%	N=85	6%	N=19	2%	N=5	100%	N=313
Provide mobility, with trails and paths for residents to use for exercise and for non-motorized transportation	63%	N=197	33%	N=104	3%	N=9	1%	N=3	100%	N=314
Provide green and natural spaces within the community with park lands and open space	64%	N=201	30%	N=93	3%	N=11	3%	N=8	100%	N=312
Provide opportunities to participate in athletic or sport instruction and teams	40%	N=124	47%	N=148	10%	N=32	3%	N=10	100%	N=313
Provide opportunities for community members to enhance their lives with cultural activities and personal enrichment classes	43%	N=135	44%	N=137	12%	N=37	1%	N=4	100%	N=313

Table 13: Question #13

Counting yourself how many people live in your household?	Percent of respondents	Number of respondents
One (1)	19%	N=60
Two (2)	44%	N=141
Three (3)	11%	N=34
Four (4)	19%	N=60
Five (5) or more	8%	N=25
Total	100%	N=319

Table 14: Question #13

Counting yourself how many people live in your household?	Average	Minimum	Percentile 25	Median	Percentile 75	Maximum	Number of respondents
Counting yourself how many people live in your household?	2.5	0	2	2	4	6	N=320

Table 15: Question #14

Do any of the following live in your household?	Yes		No		Total	
	%	N	%	N	%	N
Children age 12 and under	27%	N=73	73%	N=196	100%	N=270
Teenagers ages 13 to 19	20%	N=52	80%	N=214	100%	N=266
Adults aged 65 or older (including yourself)	31%	N=88	69%	N=197	100%	N=285

Table 16: Question #15

What is your gender?	Percent of respondents	Number of respondents
Female	51%	N=162
Male	49%	N=153
Total	100%	N=315

Table 17: Question #16

Which of the following best describes your age?	Percent of respondents	Number of respondents
18-24	4%	N=14
25-34	19%	N=62
35-44	15%	N=47
45-54	27%	N=86
55-64	13%	N=40
65 years or older	22%	N=71
Total	100%	N=320

Table 18: Question #17

What is your race/ethnicity? (Please check all that apply.)*	Percent of respondents	Number of respondents
American Indian or Alaskan native	3%	N=9
Asian or Pacific Islander	3%	N=11
Black or African American	2%	N=7
Hispanic/Latino/Spanish	4%	N=12
White/Caucasian	92%	N=280
Other	2%	N=5

**Percents add to more than 100% as respondents could choose more than one response.*

Appendix B: Verbatim Responses to Open-ended Questions

Following are verbatim responses to the open-ended question on the survey, sorted alphabetically. The verbatim responses were not edited for grammar or punctuation.

Question 5: Please CHECK ALL the reasons that prevent you or other members of your household from using South Suburban recreation facilities, programs, parks, trails or natural areas more often. "Other" responses.

- ALL CHILDREN ARE GROWN AND GONE. WIFE AND I ARE DISABLED AND CANT ATTEND
- BOUGHT A PLACE WITH INDOOR POOL
- CHILDCARE TOO EXPENSIVE AND NOT WELCOMING TO TWEENS SOMETIMES MEAN SENIORS AND I MEAN FRONT DESK WORKER AT CENTER
- CLEARING TIME IN OUR BUSY SCHEDULE- 2 OF US PLUS DOG. LOVE GOING TO PARKS!!
- COMMITTED TIME WITH FULL TIME WORK AND OTHER INTERESTS
- COULD USE A FACITILY CLOSER TO MY HOUSE
- DAUGHTER PLAYS CLUB SPORTS
- EVEN OUR GRANDCHILDREN AND GREAT GRANDCHILDREN ARE PRICED OUT OF BEING ABLE TO PARTICIPATE IN SWIMMING LESSONS, ETC. WITH BOTH PARENTS WORKING!
- I DO NOT SEE TIME THIS YEAR FOR CLASSES
- I DON'T DRIVE AND AM TOO OLD
- I GOT WARTS FROM YOUR SHOWERS
- I HAVE A FREE GYM AT WORK
- I SWIM AT COLUMBINE WEST IN THE SUMMER- CLOSE AND FRIENDLY . I USE ENGLEWOOD REC CENTER AS THE CLASSES ARE ACHEAPER AND MORE ...
- I TRAVEL EXTENSIVELY, AND UNTIL RECENTLY LIVED ALONE
- I USE THE FACILITIES THAT FIT MY INTERESTS
- I WISH INDOOR TENNIS COURTS WERE CLOSER TO DRY CREEK AND QUEBEC- NOT ALL THE WAY IN LITTLETON. TENNIS NOT OFFERED ON WEEKENDS (LESSONS)
- I'M NOT MUCH OF AN OUTDOOR OR EXERCISE PERSON, BUT I LIKE KNOWING THESE THINGS ARE AVAILABLE IF I WANT TO TRY THEM
- JUST GET BUSY, TOO LAZY I GUESS
- JUST MOVED IN TO TOWN IN JUNE
- JUST MOVED TO AREA
- JUST UNAWARE OF PROGRAMS
- KIDS ARE GROWN AND I'VE FOUND I JUST CAN'T AFFORD ON SSDI
- KIDS ARE OLDER AND NO LONGER USE THE PROGRAMS
- LAZY/ BUSY OTHER PRIORITIES/ TOWELS AND LOCKER LOCKS (NOT PROVIDED) PROVIDED WOULD BE APPRECIATED
- LIFE IS BUSY
- MUCH TOO EXPENSIVE! AN ANNUAL PASS COST NEARLY \$1000.00 FOR 2 ADULTS.....
- MY ADVANCING AGE
- NEED MORE TIME IN OUR LIVES!
- NEED TO PAY BETTER
- NEW TO ARE, JUST HAVEN'T HAD TIME YET
- NO PREVENTION- CHOICE
- NO YOUNG CHILDREN LIVING AT HOME SO WE DON'T USE SOME OF THE FACILITIES

- OTHER FACILITIES IN NEIGHBORHOOD, OR CLOSER OR MORE APT. TO OUR PURSUITS
- OUR SCHEDULE IS FULL
- PARKING. I USE 24 HR INSTEAD
- POOR HEALTH, BUSY LIVES
- Q5gothar
- RETIRED- DON'T USE PLAYGROUNDS MUCH
- SOME FACILITIES ARE OUT OF DATE AND SHOULD BE CLOSED OR LEVELED AND BUILD OTHER FACILITY INSTEAD OF SPENDING MONEY TO TRY AN UPDATE OLD
- SOME OF THE REC CENTERS WILL NOT ALLOW SOMEONE UNDER THE AGE OF 13 TO WORK OUT ON THE EQUIPMENT
- SOMETIMES GOODSON IS BOOKED ALL DAY IN GYM
- SOMETIMES LACK ENERGY AND MOTIVATION AGE 85
- SOUTH SUBURBAN G.C. LACKS MARHSHALLS TO SPEED UP PACE OF PLAY. 7 DAYS A WEEK ITS AND 5 HR ROUNDS
- SUMMER WEEKENDS- WE GO TO THE MOUNTAINS
- THERE ISN'T MUCH CLOSE TO TRAILMARK WHERE WE LIVE
- TICKET FEES FOR HUDSON GARDENS CONCERTS MAKE THEM UNNECESSARILY HIGH- WHY DON'T YOU JUST SELL THEM ON YOUR WEBSITE?
- TIME LIMITATIONS
- TOO DANG BUSY, USE PRIVATE GYM
- TOO OLF. BRN TOO ILL
- UP UNTIL MARCH OF THIS YEAR, I WORKED FULL TIME F-F, WEEKEMDS WERE USED TO DO HOME MAINTANANCE///
- USE TRAILS, BUT HAVE MEMBERSHIPS TO OTHER POACES W/ FRIENDS
- USED THEM IN THE PAST.....
- WATER STATIONS /DOG POO BAGS ALONG TRAILS
- WE ARE IN DENVER METRO AREA ONLY DURING THE SUMMER MONTHS
- WE ARE OLD!
- WE ARE RETIRED, LEASING A HOME, WILL BE MOVING JANUARY OR FEBRUARY 2017. MY WIFE HAS LIMITED MOBILITY
- WE DO USE PARKS AND TRAILS A LOT
- WE LIVE IN TRAILMARK- FOOTHILLS FACILITIES ARE CLOSER TO US
- WE OFTEN FORGET ABOUT THESE SERVICES
- WE RIDE ON TRAILS AND WALK

Question 12: What do you think should be the South Suburban's top priority for parks, recreation, trails, facilities and open space over the next 10 years?

- WELL MAINTAINED PARKS, TRAIL CONNECTIVITY
-TRAILS AND CONNECTING TRAIL SYSTEM
-
- 1. FOCUS ON MAKING THE COST OF FACILITIES AFFORDABLE FOR ALL- ESPECIALLY THE LOWER INCOME FAMILIES. 2. FOCUS ON MAINTAINING/ IMPROVING THE FACILITIES WE CURRENTLY HAVE AND SLOWLY ADDING NEW FACILITIES
- 1. IMPROVE QUALITY OF INSTRUCTION OF TEACHERS OF FITNESS CLASSES AT RECENTERS AND PAY THEM COMPARATIVELY. 2. FIGURE OUT HOW TO MANAGE PARKING AT GOODSON WITH ADDITION OF THE SENIOR LIVING FACILITY THERE. 3. REVAMP GOODSON COMPLETELY- IT IS A DARK AND DINGY PLACE
- 1. KEEP CLEAN 2. DO NOT WASTE TAXPAYERS MONEY.
- 1. RELOCATE TRASH BINS FROM NEXT TO PICNIC SHELTERS AND BALL PARK FENCES 2. GOOD MAINTENANCE AND KEEPING PARKS GOOD APPEARANCE
- 1CONTINUE TO CONNECT AND IMPROVE TRAILS
- A BALANCE OF APPROPRIATE EXPANSION AND GOOD MAINTENANCE OF EXISTING FACILITIES
- ACCESSIBILITY TO TRAILS AND AMENITIES SUCH AS RESTROOMS
- ACQUIRE OPEN SPACE
- ACQUIRE , PRESERVE AND MAINTAIN GREEN, NATURAL SPACES FOR COMMUNITY
- ACQUIRE LAND FOR TRAILS AND PARKS
- ACQUIRE MORE LAND BEFORE IT IS TAKEN OVER BY HOUSING PEOPLE
- ACQUIRE OPEN SPACE WHILE IT IS STILL AVAILABLE- EVERYTHING IS BEING BUILT UP AS FAST
- ACQUIRE SPACE AND PATHS AND INTERCONNECT PATHS AND TRAILS
- ACQUISITION OF OPEN SPACE, SHOOTING RANGE, GUN SAFETY CLASSES
- ADD AMENITIES TO EXISTING FACILITIES; RESTROOMS, WATER
- ADD MORE TREES TO PARKS, KEEP THEM CLEAN
- ALSO, REMOVAL OF DANGEROUS TREES/LIMBS ALONG TRAILS. PROVIDE AND PROMOTE SERVICES, OPEN SPACE, ETC. IN UNDERSERVED.
- ALWAYS IMPROVE AND MAINTAIN CURRENT FACILITIES AND GROUNDS ADDING ADDITIONAL GREEN SPACE (BUT KEEP THEM PARK-LIKE)
- ASSIST ALL RESIDENTS TO IMPROVE HEALTH
- BEING MORE ECO FRIENDLY
- BETTER CLASSES FOR GROUP FITNESS AND LONE TREE RC FOR PEOPLE WHO WORK! NO CLASSES OFFERED WED. EVENINGS MORE HAVE CLASSES IN THE EVENINGS
- BETTER MAINTAIN, TO KEEP WHAT WE ALREADY HAVE
- BUILD INDOOR TURF FACILITY- WEATHER AFFECTS MOST SUMMER LACROSSE GAMES AT DAVID LORENZ PARK
- BUY MORE LAND FOR THE FUTURE
- CLASSES WITH MORE TIME VARIETY THAT ACCOMMODATE WORKING ADULTS BETTER
- CLEANLINESS, MAINTENANCE, NEW DOG PARKS, CONNECT TRAILS, NEW TRAILS
- CLOSE HIGH MAINTENANCE BUILDINGS AND REBUILD OR RELOCATE.
- CONVENIENCE
- DAILY CLASSES AND INSTRUCTION MAINTENANCE OF WHAT WE HAVE
- DISC GOLF COURSE

- DIVERSE PROGRAMMING, MAINTAINING AMENITIES
- ENHANCE CURRENT FACILITIES AND TRAILS AND SIGNS; NO NEED FOR MAJOR NEW FACILITIES
- EXPAND FACILITIES AS THE POPULATION CONTINUES TO GROW
- EXPAND REC CENTER CLASS OFFERINGS TO EARLY MORNING VS LATE MORNING AS CURRENT
- EXPANDING AND CONNECTING TRAILS, ACQUIRING MORE SPACE FOR MORE INDOOR AND OUTDOOR FACILITIES
- EXPANDING USE AND AMENITIES AT EXISTING FACILITIES
- EXPANSION/ MAINTENANCE
- FIND NEW REVENUE STREAMS: GRANT HOUSEHOLD SCHOLARSHIPS
- FIRST AND MOST IMPORTANT, IMPROVE FACILITIES TO 1ST CLASS
- GET CHILDREN IN HABITS BEFORE TEEN YEARS. TEN AGE INVOLVEMENT/ STARTING W/ ADOLESCENT INVOLVED
- GET RID OF THE CHAIRMAN- STOP THINKING OF WAYS TO SPEND MONEY
- GET THE WELL AT KERRIS GOING. RELEASE A PRESS RELEASE TO LITTLETON INDEPENDENT UPDATING WELL STATUS
- GIVE A BIG BREAK IN PRICE FOR GETTING A CARD AND TAKING PART IN ACTIVITIES AND TRANSPORTATION FOR SENIORS WHO ARE STRUGGLING TO BE ABLE TO STAY IN OUR HOMES (LITTLETON) AFTER LIVING HERE FOR 30 YEARS/ WE HAVE TAKEN OUT A REVERSE MORTGAGE JUST TO BE ABLE TO STAY IN OUR HOME FOR AS LONG AS POSSIBLE AND BE NEARER TO OUR CHILDREN AND GRANDCHILDREN DURING THIS TIME
- GOOD, STABLE MANAGEMENT OF EXISTING FACILITIES AND ADD NEW FACILITIES/PARKS/OPEN SPACE AS DEMAND INCREASES OVERALL. I CONSIDER THAT SSPRD HAS DONE AN EXCELLENT JOB IN THE 40 YEARS WE HAVE LIVED HERE
- I LIVE IN SENIOR COMPLEX, CAN ONLY GET TO PARKS IF TAKEN
- I PLAY GOLF SO AT LEAST MAINTAIN WHAT WE HAVE- BUT I SUPPORT ALL YOU DO, KEEP IT UP
- I THINK YOU ARE DOING A GREAT JOB
- IMPROVE AND EXPAND TRAIL SYSTEMS
- IMPROVE AND MAINTAIN FACILITIES- ADD WHEN YOU CAN
- IMPROVE AND/OR MAINTAIN EXISTING AREAS AND FACILITIES
- IMPROVE CONDITIONS OF EXISTING STRUCTURED FACILITIES. NO NEW LARGE PURCHASES
- IMPROVE ENERGY AND WATER USE EFFICIENCY/ PROVIDE PROGRAMS FOR CHILDREN AND SENIORS
- IMPROVE EXISTING FACILITIES
- IMPROVE EXISTING FACILITIES AND REPLACE BASED ON COST. LIMIT NEW FACILITIES UNLESS YOU ARE REPLACING A FACILITY
- IMPROVE EXISTING FACILITIES AND PROGRAMS B/C THEY ARE WONDERFUL!
- IMPROVE EXISTING REC CENTERS, BUILD NEW
- IMPROVE MAPS AND MAP WEB PAGES, CONNECT TRAILS W. APPS
- IMPROVE VENTILATION IN SHERIDAN FACILITY GYM!
- IMPROVE WHAT WE HAVE NOW. INCREASE SAFETY
- IMPROVE WHAT YOU HAVE IN PLACE AND ADD A FEW COMPELLING NEW PROGRESSIVE ASSETS (PARKS, OR OTHER TREND SETTING REC OPPORTUNITY)
- IMPROVE/ MAINTAIN CURRENT FACILITIES
- IMPROVING / MODERNIZING FACILITIES

- IMPROVING FACILITIES AND ADDING AMENITIES
- IMPROVING GREEN SPACE AND TO MAKE THEM MORE FUNCTIONAL AND ENJOYABLE
- INCREASE FACILITIES TO KKE UP WITH POPULATION GROWTH HAVE. HAVE DEVELOPERS CONTRIBUTE AS PART OF THEIR PROJECTS
- INCREASE MOBILITY FOR HANDICAPPED- MAINTAIN AND IMPROVE CURRENT FACILITIES. RENEWED FOCUS ON TENNIS PROGRAM AND RECRUITING TOP PROS
- INTERCONNECT ALL SUBURBS THROUGH BIKE PATHS. ACQUIRE/BUILT ANOTHER PARK THE BLUFFS, ENSURE HOUSES ARE BUILT MAINTAIN IN GREEN SPACE CONNECTION. RECENT DEVELOPMENT NEAR SKYRIDGE IS HORRIBLE!
- JUST CONSIDER ALL PEOPLE
- KEEP BEAUTIFUL, CLEAN, SAFE
- KEEP CURRENT FACILITIES/PARKS IN GOOD CONDITION
- KEEP DOING WHAT YOU ARE DOING
- KEEP ENHANCING AND IMPROVING EXISTING FACILITIES AND PROGRAMS AND LOOK FOR NEW LOCATIONS AND TRAILS WHEN POSSIBLE
- KEEP IMPROVING FOR THE FUTURE IN ALL THE AREAS
- KEEP ON PROVIDING THE SAME VALUE FOR THE MONEY
- KEEP UP ON TRAILS/PARKS. MAKE IT MORE AFFORDABLE
- KEEP UP THE GOOD WORK
- KEEP UP WHAT WE HAVE, AND BUY LESS OPEN SPACE
- KEEP WHAT WE HAVE AS WELL MAINTAINED AS IN THE PAST. BEAUTIFUL! I LOVE LITTLETON!
- LET'S MAKE OUR EXISTING FACILITIES NEW AGAIN.
- LOOK AT DEMOGRAPHICS OF THE COUNTY AND ACCESS WHAT THE NEEDS ARE
- LOWER FEES!
- MAINTAIN AND BEAUTIFUL WHAT WE ALREADY HAVE
- MAINTAIN AND ENHANCE TRAILS
- MAINTAIN AND IMPROVE EXISTING
- MAINTAIN AND IMPROVE EXISTING FACILITIES AND PROGRAMS
- MAINTAIN AND IMPROVE EXISTING; ADD/ACQUIRE /BUILD FOR FUTURE
- MAINTAIN AND UPGRADE EXISTING FACILITIES.
- MAINTAIN AND UPGRADE SOMEWHAT EXISTING FACILITIES. EXPAND AND PROVIDE FOR YOUNGER FAMILIES MOSTLY INTO LITTLETON- UPDATE FOR LATER WILL BE NECESSARY
- MAINTAIN AND UPGRADE WHAT EXISTS- HELP OUT GOODSON REC CENTER LOCKER ROOM C AND MAYBE RACQUETBALL COURTS
- MAINTAIN CURRENT FACILITIES, HIRE EXCELLENT STAFF
- MAINTAIN EXISTING FACILITIES, PROVIDE ADEQUATE PARKING FOR EVENTS, FUTURE EXPANSION
- MAINTAIN EXISTING PARKS/FIELDS/AREAS, WHILE EXPANDING FIELDS, TRAILS, OPEN SPACE
- MAINTAIN EXISTING REC CENTERS FOR YOUTH AND FAMILIES POOLS/TENNIS AND PARKS. INCLUDE AFFORDABLE PRE-SCHOOL OPTIONS. MAINTAIN TRAIL SYSTEM LOOK TO OTHER MAJOR TRAILS
- MAINTAIN EXISTING TRAILS/ IMPROVE TRAILHEADS, FOUNTAINS, FACILITIES - IMPROVE EXISTING REC. CENTER FACILITIES
- MAINTAIN QUALITY
- MAINTAIN SOFT TRAILS, MAINTAIN/IMPROVE/EXPAND GOLF, YOUTH SPORTS THROUGHOUT THE YEAR

- MAINTAIN THE BIKE/HIKING TRAILS
- MAINTAIN THE FACILITIES WE HAVE
- MAINTAIN THE QUALITY OF EXISTING PARKS AND SERVICES AND EXPAND WHERE YOU CAN.
- MAINTAIN- UPDATE WHAT YOU HAVE
- MAINTAIN WHAT WE HAVE FIRST, ENHANCE OR OBTAIN SECOND
- MAINTAIN WHAT YOU'VE GOT
- MAINTAIN, ENHANCE EXISTING
- MAINTAIN/ IMPROVE EXISTING FACILITIES. ADD FACILITIES/ OPN SPACE WITHIN A BUDGET
- MAINTAINING AND IMPROVING CURRENT FACILITIES NOT BUILDING NEW ONES
- MAINTAINING EXISTING ASSETS AND INVESTMENTS
- MAINTAINING FACILITIES AND PROGRAMS THAT EXIST AND NOT TRYING TO BE EVERYTHING FOR EVERYBODY. KEEP TAX RATES AS LOW AS POSSIBLE
- MAINTAINING FACILITIES WITH COST EFFECTIVE IMPROVEMENTS. DEVELOPING NEIGHBORHOOD PARKS
- MAINTAINING TRAILS SUCH A GIFT TO BE OUT IN NATURE WHILE LIVING IN A CITY
- MAINTAINING WHAT CURRENTLY EXISTS
- MAINTENANCE
- MAINTENANCE
- MAINTENANCE
- MAKE A FACILITY CLOSER TO ARAPAHE/ QUEBEC AVE
- MAKE IT LOOK BETTER CLEAN IT UP
- MAKE SURE PROGRAMS ARE AVAILABLE FOR EVERYONE
- MAKE THE FACILITIES MORE AFFORDABLE. I CANNOT USE THE REC CENTERS WITHIN MY COMMUNITY BECAUSE I CANNOT AFFORD THEM
- MAKE TRAILS MORE EFFICIENT TO ACCOMMODATE INCREASED POPULATION
- MONTHLY MEMBERSHIP TOO EXPENSIVE. I ONLY GET SUMMER PASS. REC CTR AT 25/ ARAPAHOE, STOP ALLOWING GROUPS AT POOLS-WAY TOO CROWDED UPDATE REC CTRS.
- MORE AND BETTER OPEN SPACE
- MORE PARKS AND OPEN SPACE
- MORE PARKS AND TRAILS- CONNECT TRAILS MORE OFF LEASH DOG PARKS
- MORE PICKLE BALL FACILITIES
- MORE PLAYGROUNDS
- MOUNTAIN AND S. MARSH IMPROVE EXISTING 2 LAKES
- MOUNTAIN BIKE TRAILS
- MOUNTAIN HIGH QUALITY FACILITIES, TRAILS, ETC AND GROWTH
- NATURAL PLAYSCAPES/ PLAYGROUNDS TO ENCOURAGE OUTDOOR ACTIVITIES
- NEW SS GOLF CLUBHOUSE AND MORE PAVED TRAILS FOR ROADBIKES
- NO NEW ACQUISITIONS. MAINTAIN AND IMPROVE EXISTING FACILITIES AND PARKS
- NOT ASKING FOR MORE MONEY VIA BALLOT MEASURES.
- OBTAINING OPEN SPACE! WE'RE LOSING SO MUCH TO BUSINESS AND HOUSING AND ITS SUCH A ...
- OFFER SHUTTLE SERVICE TO LOCATIONS THAT HAVE PROGRAMS OTHERS DON'T. A SHUTTLE FROM A NEIGHBORHOOD REC. TO A BIGGER ONE . FULL DAY CAMPS!
- OFFER WHAT HIGHLANDS RANCH REC CENTERS HAVE
- OUR POPULATION DENSITY WILL INCREASE- SO ACQUIRE ADEQUATE PROPERTY (LAND) FOR FUTURE DEVELOPMENT

- OUTDOORS, FLEXIBILITY, SELF SUSTAINING FINANCES (IE LOWER TAX)
- PARK/ TRAILS
- PARKING AT GOODSON
- PLAN FOR THE MI.....POPULATION DENSITY AND ITS CHALLENGE
- PLAN THAT FACILITIES BE DESIGNED FOR ACCESSIBILITY FOR PROGRAMS PEOPLE W/ DISABILITIES
- PLANT TREES IN EXISTING OPEN SPACE TRAIL SYSTEMS. CONNECT TRAILS. KEEP EXISTING TRAILS MAINTAINED.
- PRESERVE OPEN SPACE- CONNECT WALKING/BIKING TRAILS
- PROGRAMS FOR CHILDREN AND CONTINUE MAINTAINING PARKS/ TRAILS/ OPEN SPACES
- PROPERLY MAINTAIN GATHERING AREAS AND RECREATION FACILITIES ALREADY EXISTING. ENHANCE WITH RESTROOMS, DRINKING FOUNTAINS AND AMENITIES SO ALL AGE GROUGPS CAN ENJOY AND EXTEND OUTDOOR RECREATION TIME
- PROTECT AS MUCH OPEN SPACE AS POSSIBLE
- PROTECT OUR ENVIRONMENT WHILE ENHANCING OUR COMMUNITY BY MAINTAINING OPEN SPACE AND PROVIDING ACTIVITIES
- PROTECTING OPEN SPACES!!
- PROVIDE BEAUTIFUL SPACES FOR PEOPLE TO BE JOYFULLY OUTSIDE
- PROVIDE MORE WEEKEND CLASSES FOR WORKING PARENTS AND FAMILIES
- PROVIDE PLACES FOR RESIDENTS TO MAINTAIN AND IMPROVE THEIR HEALTH
- PROVIDE SUFFICIENT LIGHTING FOR SAFETY
- QUITE A LOT IS CURRENTLY OFFERED. TRY TO MAINTAIN QUALITY
- RECREATION FOR KIDS/TEENS TO MAKE GOOD CHOICES
- REPLACE GOODSON CENTERW/ NEW FACILITY, BUILD NEW ICE RINKS, PAVE SO. SUBURBAN GOLF COURSE CART PATHS. LEAVE OPEN SPACE ALONE!
- RESPONSIBLE SPENDING, THIS SURVEY APPEARS TO BE A BIT OF AN EXPENSIVE PLAN
- SANITATION IN PARK RESTROOMS (SOAP)
- SEE STATEMENTS 7 AND8
- SERVING THE TRAILMARK COMMUNITY
- SPACE FOR HIKING AND BIKING
- STATUS QUO
- STOP EXPANDING- TAKE BETTER CARE OF EXISTING FACILITIES
- SUGGESTION: THERE ARE SOME OLD BIG TREES DEAD ALONG THE TRAILS. CANYOU SAVE SOME HEIGHT TO FORM A CHAIR WHEN YOU CUT THE TRUNK? WALKER CAN SIT AND REST A WHILE SUING THOSE CUT TRUNKS
- TAKE CARE OF WHAT YOU HAVE BEFOREGETTING MORE. SOUNDS LIKE YOU ARE GOING FOR A TAX INCREASE
- THE SAME AND KEEPING UP W/ THE CULTURE CHANGES
- THERE IS A REAL NEED TO EXPAND OR BUILD RECREATION FACILITIES. THEY ARE OVERCROWDED
- TO ENHANCE AND UPGRADE WHAT WE ALREADY HAVE AVAILABLE
- TO MAKE IT MORE AFFORDABLE FOR LOW INCOME PEOPLE
- TO PRESERVE AND PROMOTE WHAT YOU DO HAVE. WE HAVE A TON OF TRAILS AND PARKS
- TRAILS, MAINTAINING WHAT YOU HAVE
- TRAILS, RECREATION
- TRY TO LOWER COSTS OF ALL FACILITIES

- UPDATE AND MAINTENANCE OF CURRENT PROPERTIES W/ ACCENT ON HANDICAPPED ACCESSABILITY
- UPDATE THE FACILITIES. MAINTAIN BIKE TRAILS WITH RESTROOMS ALONG THE WAY. MANY OF THE SMALL PARKS STILL NEED SHADED AREA AND BENCHES/ TABLES TO SIT AT
- UPDATING MAINTAINING EXISTING FACILITIES
- UPGRADE AND IMPROVE EXISTING FACILITIES FOR THE ENJOYMENT OF ALL RESIDENTS
- UPKEEP, CLEANLINESS, BEAUTY
- USE WHAT WE HAVE
- VASTLY IMPROVE CONDITIONS OF EXISTING FACILITIES!!
- WATER CONSERVATION, MAINTAIN HI-LINE CANAL TRAIL AND OTHERS
- WE LIVE IN TRAIL MARK AND DON'T HAVE ANY POOLS OR RECREATION CENTERS NEAR US. IT SURE WOULD BE GREAT TO ADD THEM NEAR US. THANKS!
- WELL MAINTAINED AND INVITING TO BE USED
- WORK WITHIN YOUR BUDGET AND NOT RAISE OUR TAXES- INCREASED REVENUE SHOULD COME THROUGH GROWTH AND IF ABSOLUTELY NECESSARY USER FEES
- YOU HAVE THE BEST RACQUETBALL PROGRAM IN COLORADO. YOUR FACILITIES SHOULD REFLECT THAT

Appendix C: Comparison to 2004 Survey Results

A resident survey had been conducted in 2004 by SSPRD to examine use of and interest in the facilities operated by the District. The table below shows the proportion of residents in each survey administration who reported having used each facility in the previous 12 months.

2004 Facility	2016 Facility	2004	2016
Littleton Golf Course (formerly Centennial Golf Course)	Littleton Golf & Tennis Club	17%	14%
Lone Tree Golf Course	Lone Tree Golf Course & Hotel	19%	16%
Lone Tree Golf Course Outdoor Pool	Tennis Center and Park at Lone Tree Golf Course	5%	4%
South Suburban Golf Course	South Suburban Golf Course	25%	23%
Family Sports Golf Course	Family Sports Center Golf Course	11%	15%
Colorado Journey Miniature Golf Course	Colorado Journey Miniature Golf	19%	28%
Family Sports Center Miniature Golf Course		6%	
Family Sports Center Entertainment Arcade	Family Sports Center	13%	19%
Family Sports Center Sports Dome		5%	
Family Sports Center Ice Arena	Family Sports Center Ice Arena	9%	9%
Cornerstone Batting Cages	Cornerstone Batting Cages	6%	11%
South Suburban Ice Arena	South Suburban Ice Arena	11%	16%
Sheridan Recreation Center	Sheridan Recreation Center	4%	8%
Goodson Recreation Center	Goodson Recreation Center	29%	46%
Lone Tree Recreation Center	Lone Tree Recreation Center	19%	28%
Littleton Community Center	Douglas H. Buck Community Recreation Center	6%	33%
Littleton Tennis Club (formerly Centennial Tennis Club)		4%	
Holly Tennis Center	Holly Tennis Center	3%	6%
Franklin Outdoor Pool	Ben Franklin Pool	3%	12%
Harlow Outdoor Pool	Harlow Park/Pool	4%	6%
Holly Outdoor Pool	Holly Park, Pool, Tennis	2%	9%
Cook Creek Outdoor Pool	Cook Creek Park/Pool/Tennis	6%	12%

Appendix D: Crosstabulations of Survey Results by Familiarity with SSPRD

ANOVA and chi-square tests of significance were applied to these comparisons of survey questions. A “p-value” of 0.05 or less indicates that there is less than a 5% probability that differences observed between subgroups are due to chance; or in other words, a greater than 95% probability that the differences observed are “real.” Cells shaded grey indicate statistically significant differences ($p \leq .05$) between at least two of the subgroups.

Table 19: Question #1 by Familiarity with SSPRD

Have you heard of or visited any of the South Suburban Park and Recreation District facilities, programs, parks, trails or natural areas?	Never heard of or visited	Heard of, but never visited	Visited	Overall
Never heard of or visited	100%	0%	0%	1%
Heard of, but never visited	0%	100%	0%	8%
Visited	0%	0%	100%	91%
Total	100%	100%	100%	100%

Table 20: Question #2 by Familiarity with SSPRD

During the past year, have you or any member of your household participated in any of the District's recreation programs?	Never heard of or visited	Heard of, but never visited	Visited	Overall
No	67%	93%	45%	49%
Yes	33%	4%	47%	44%
Not sure	0%	3%	8%	7%
Total	100%	100%	100%	100%

Table 21: Question #3 by Familiarity with SSPRD

How easy or difficult it is to find information about South Suburban Parks and Recreation offerings?	Never heard of or visited	Heard of, but never visited	Visited	Overall
Very easy	0%	5%	52%	49%
Somewhat easy	33%	66%	40%	42%
Somewhat difficult	67%	29%	7%	9%
Very difficult	0%	0%	0%	0%
Total	100%	100%	100%	100%

Table 22: Question #4 part 1by Familiarity with SSPRD

Below is a list of some facilities/places operated by South Suburban Park and Recreation District. Please indicate whether you or anyone in your household have used these facilities in the last 12 months, and whether you think these facilities need improvements/ upgrades. Percent Who Have Used	Never heard of or visited	Heard of, but never visited	Visited	Overall
Littleton Golf & Tennis Club	0%	0%	16%	14%
Lone Tree Golf Course & Hotel	0%	0%	18%	16%
South Suburban Golf Course	0%	3%	25%	23%
Family Sports Center Golf Course	0%	0%	17%	15%
Colorado Journey Miniature Golf	0%	14%	30%	28%
Family Sports Center	0%	0%	22%	19%
David A. Lorenz Regional Park	0%	17%	23%	21%
County Line BMX Track	0%	0%	4%	3%
Cornerstone Batting Cages	0%	0%	12%	11%
South Suburban Ice Arena	0%	0%	19%	16%
Family Sports Center Ice Arena	0%	0%	10%	9%
Sheridan Recreation Center	0%	0%	10%	8%
Goodson Recreation Center	0%	22%	51%	46%
Lone Tree Recreation Center	0%	7%	31%	28%
Douglas H. Buck Community Recreation Center	0%	2%	37%	33%
Holly Tennis Center	33%	0%	6%	6%
Tennis Center and Park at Lone Tree Golf Course	0%	0%	4%	4%
Other tennis courts	0%	0%	9%	8%
Ben Franklin Pool	0%	2%	14%	12%
Harlow Park/Pool	0%	0%	8%	6%
Holly Park, Pool, Tennis	0%	0%	11%	9%
Cook Creek Park/Pool/Tennis	0%	17%	12%	12%
Hudson Gardens	0%	31%	47%	45%
South Platte Park/Carson Nature Center	0%	12%	36%	34%
Cornerstone Skate Park	0%	0%	12%	10%
Sheridan Community Park – Skate Park	0%	0%	2%	2%
South Suburban trails and walkways	0%	21%	84%	78%
South Suburban natural areas/open space	0%	5%	67%	60%
Outdoor sports fields (e.g. soccer, football, basketball)	33%	2%	35%	32%
Outdoor sports courts (e.g. pickleball, basketball)	19%	2%	8%	7%
Interactive water features (e.g. splash pads)	0%	0%	16%	14%
Playgrounds (like DeKoevend Park)	0%	17%	46%	42%
Small neighborhood parks	0%	35%	70%	66%
Large community parks (such as Ketring or Sheridan Park)	0%	0%	42%	39%
Recreation programs and activities	0%	2%	39%	34%
South Suburban website	0%	19%	72%	64%

Table 23: Question #4 part 2 by Familiarity with SSPRD

Below is a list of some facilities/places operated by South Suburban Park and Recreation District. Please indicate whether you or anyone in your household have used these facilities in the last 12 months, and whether you think these facilities need improvements/ upgrades. Percent Who Think Facility Needs A Lot or Some Improvement	Never heard of or visited	Heard of, but never visited	Visited	Overall
Littleton Golf & Tennis Club	<i>DNA</i> *	63%	38%	41%
Lone Tree Golf Course & Hotel	<i>DNA</i> *	0%	21%	21%
South Suburban Golf Course	<i>DNA</i> *	77%	45%	47%
Family Sports Center Golf Course	<i>DNA</i> *	0%	29%	27%
Colorado Journey Miniature Golf	<i>DNA</i> *	63%	53%	53%
Family Sports Center	<i>DNA</i> *	0%	39%	37%
David A. Lorenz Regional Park	<i>DNA</i> *	0%	24%	21%
County Line BMX Track	<i>DNA</i> *	0%	12%	10%
Cornerstone Batting Cages	<i>DNA</i> *	0%	31%	30%
South Suburban Ice Arena	<i>DNA</i> *	0%	37%	34%
Family Sports Center Ice Arena	<i>DNA</i> *	0%	35%	33%
Sheridan Recreation Center	<i>DNA</i> *	0%	35%	32%
Goodson Recreation Center	<i>DNA</i> *	8%	60%	57%
Lone Tree Recreation Center	<i>DNA</i> *	0%	28%	27%
Douglas H. Buck Community Recreation Center	<i>DNA</i> *	0%	30%	29%
Holly Tennis Center	<i>DNA</i> *	0%	25%	22%
Tennis Center and Park at Lone Tree Golf Course	<i>DNA</i> *	0%	4%	4%
Other tennis courts	<i>DNA</i> *	0%	30%	28%
Ben Franklin Pool	<i>DNA</i> *	0%	31%	28%
Harlow Park/Pool	<i>DNA</i> *	0%	37%	34%
Holly Park, Pool, Tennis	<i>DNA</i> *	0%	20%	16%
Cook Creek Park/Pool/Tennis	<i>DNA</i> *	0%	17%	14%
Hudson Gardens	<i>DNA</i> *	0%	28%	25%
South Platte Park/Carson Nature Center	<i>DNA</i> *	63%	19%	22%
Cornerstone Skate Park	<i>DNA</i> *	0%	43%	40%
Sheridan Community Park – Skate Park	<i>DNA</i> *	0%	3%	2%
South Suburban trails and walkways	<i>DNA</i> *	0%	45%	43%
South Suburban natural areas/open space	<i>DNA</i> *	0%	34%	33%
Outdoor sports fields (e.g. soccer, football, basketball)	0%	0%	30%	29%
Outdoor sports courts (e.g. pickleball, basketball)	<i>DNA</i> *	0%	11%	12%
Interactive water features (e.g. splash pads)	<i>DNA</i> *	0%	10%	9%
Playgrounds (like DeKoevend Park)	<i>DNA</i> *	0%	35%	32%
Small neighborhood parks	<i>DNA</i> *	7%	31%	29%
Large community parks (such as Ketrang or Sheridan Park)	<i>DNA</i> *	0%	34%	33%
Recreation programs and activities	<i>DNA</i> *	0%	40%	40%
South Suburban website	<i>DNA</i> *	63%	54%	54%

**Did not answer*

Table 24: Question #5 by Familiarity with SSPRD

Please CHECK ALL the reasons that prevent you or other members of your household from using South Suburban recreation facilities, programs, parks, trails or natural areas more often.*	Never heard of or visited	Heard of, but never visited	Visited	Overall
I/we are not interested	0%	23%	12%	13%
Don't offer the programs I/we want	0%	0%	11%	9%
It is too expensive	49%	7%	16%	17%
The hours are not convenient for me	23%	11%	14%	13%
Facilities are booked or full when needed	0%	7%	7%	7%
Customer service is poor/not welcoming	0%	2%	4%	4%
Not available year-round	0%	7%	3%	3%
Facilities are not accessible or designed for people with disabilities	0%	5%	0%	1%
Other:	0%	15%	12%	13%
Unfamiliar with South Suburban offerings	100%	37%	21%	21%
Other facilities are easier to travel to	0%	0%	9%	8%
Other facilities are better maintained	0%	0%	9%	8%
Other facilities have nicer locker rooms	0%	0%	7%	6%
Other facilities have more or better equipment	0%	0%	9%	9%
Poor quality of instructors/coaches	0%	0%	6%	5%
I like working out in a female/male-only environment	0%	0%	1%	1%
None, we use South Suburban recreation facilities, programs, parks, trails or natural areas often	0%	24%	52%	48%

**Percents add to more than 100% as respondents could choose more than one response.*

Table 25: Question #6 by Familiarity with SSPRD

I consider South Suburban Parks and Recreation services. . . A human service that contributes to the community's physical, emotional and social welfare, offering services funded by tax dollars OR A business that serves people who can afford to pay for the services through higher user fees	Never heard of or visited	Heard of, but never visited	Visited	Overall
Completely a human service	41%	31%	35%	35%
Somewhat a human service	0%	17%	27%	26%
A little bit a human service	19%	31%	24%	23%
A little bit a business	0%	8%	8%	8%
Somewhat a business	0%	3%	4%	4%
Completely a business	41%	10%	3%	5%
Total	100%	100%	100%	100%
Average Rating Where -3 is Completely "A human service" and +3 is Completely "A business"	-0.2	-1.1	-1.6	-1.5

Table 26: Question #7 by Familiarity with SSPRD

South Suburban Parks and Recreation program offerings should . . . Focus mostly on a few traditional popular sports and activities (e.g. softball, soccer, baseball, basketball, youth football, etc.) because those serve the most number of people OR Offer fewer popular sports and fitness activities and include diverse opportunities (e.g., art classes, nature camps, downhill mountain biking, skateboarding, pickleball, disc golf, etc.) that individually may not serve as many people	Never heard of or visited	Heard of, but never visited	Visited	Overall
Completely few traditional sports and activities	81%	5%	7%	9%
Somewhat few traditional sports and activities	0%	21%	13%	13%
A little bit few traditional sports and activities	19%	11%	31%	29%
A little bit diverse opportunities	0%	6%	28%	25%
Somewhat diverse opportunities	0%	23%	13%	14%
Completely diverse opportunities	0%	34%	8%	10%
Total	100%	100%	100%	100%
Average Rating Where -3 is Completely "Focus mostly on a few traditional sports and activities" and +3 is Completely "Offer diverse opportunities"	-2.6	0.9	0.0	0.0

Table 27: Question #8 by Familiarity with SSPRD

<p>What do you think should be the funding priority of South Suburban in the next few years? Focus on taking better care of what we have and improve the condition and appeal of parks, trails, open spaces and recreation. This means new parks, open spaces, trails or facilities would not be built or acquired. OR Invest in acquiring open space and park land and building recreation/community centers in response to the increasing population; be visionary for the future. This means the existing facilities would not receive significant improvements.</p>	<p>Never heard of or visited</p>	<p>Heard of, but never visited</p>	<p>Visited</p>	<p>Overall</p>
Completely focus on taking care of what we have	59%	14%	28%	28%
Somewhat focus on taking care of what we have	41%	24%	23%	23%
A little bit focus on taking care of what we have	0%	33%	21%	21%
A little bit invest in more	0%	3%	14%	13%
Somewhat invest in more	0%	3%	9%	9%
Completely invest in more	0%	24%	6%	7%
Total	100%	100%	100%	100%
Average Rating Where -3 is Completely "Focus on taking better care of what we have" and +3 is Completely "Invest in opportunities"	-2.6	-.4	-1.0	-1.0

Table 28: Question #9 and #10 by Familiarity with SSPRD

To what extent would you support or oppose South Suburban taking any of the following actions? Percent Who Strongly or Somewhat Support	Never heard of or visited	Heard of, but never visited	Visited	Overall
Build baseball/softball fields	100%	73%	63%	61%
Build a new ice facility	100%	16%	39%	37%
Build multi-purpose fields (soccer, football and lacrosse fields)	100%	67%	73%	70%
Build skate parks	50%	35%	39%	39%
Build an indoor sports turf facility	0%	40%	46%	44%
Build outdoor pools	100%	65%	66%	66%
Build tennis courts	100%	65%	49%	48%
Build pickleball courts	100%	12%	40%	39%
Build a new recreation center (including indoor pools, fitness equipment and exercise facilities, sports courts)	100%	53%	66%	63%
Build outdoor basketball courts	100%	42%	60%	57%
Build more disc golf courses	50%	40%	48%	46%
Add smaller neighborhood-based parks	100%	70%	83%	80%
Add larger multi-purpose parks that serve the region	100%	37%	57%	56%
Provide more off-leash dog parks	0%	76%	64%	65%
Add/expand park shelters/small group gathering areas	100%	76%	75%	75%
Add more opportunities for water activities/sports	100%	53%	65%	63%
Build new playgrounds	100%	43%	68%	67%
Add restrooms, drinking fountains, benches and amenities	100%	85%	87%	87%
Acquire additional open space/natural areas	100%	52%	75%	73%
Build more nature centers and environmental education	59%	52%	64%	63%
Add food and beverage options/ rentable venues in parks	81%	53%	53%	52%
Add recreation programs for youth (ages 13 to 19)	100%	53%	81%	80%
Add recreation programs for children (ages 0 to 12)	100%	53%	79%	79%
Add recreation programs for older adults (age 65 and older)	100%	59%	81%	80%
Add recreation programs for adults (ages 20+)	50%	62%	83%	80%
Add directional and safety signage to the existing trails	100%	78%	79%	77%
Provide more amenities along trails and trailheads (restrooms, parking, benches, trash bins, etc.)	100%	79%	91%	90%
Connect existing trails	100%	80%	93%	92%
Provide more paved routes	100%	59%	57%	57%
Provide more soft surface trails	100%	82%	90%	89%
Provide more walkway loops that are easier for seniors, youth and those with mobility issues	100%	84%	87%	87%
Improve energy and water use efficiency	59%	88%	96%	95%
Expand efforts to provide inclusive and welcoming programs, parks and facilities	59%	73%	87%	84%

Table 29: Question #11 by Familiarity with SSPRD

Communities offer parks and recreation facilities and programs to their residents for various reasons. Tell us how strongly you agree or disagree that the District should offer services for the following purposes. Percent Who Strongly or Somewhat Agree	Never heard of or visited	Heard of, but never visited	Visited	Overall
Improve quality of life	100%	93%	98%	98%
Increase property values	67%	76%	86%	84%
Provide places for residents to maintain and improve their health	100%	88%	99%	98%
Provide places for residents to make social connections	85%	91%	90%	89%
Provide wellness, recreation and social activities and programs	100%	88%	96%	95%
Provide recreational opportunities to underserved residents	100%	73%	92%	90%
Contribute to the local economy; providing an attractive place to live, work and do business	100%	89%	94%	92%
Attract visitors and promote tourism through special events and tournaments ¹	85%	83%	67%	67%
Contribute to a more beautiful community	100%	88%	95%	94%
Encourage people to spend time outdoors/in nature	100%	90%	96%	95%
Protect the natural environment and promote environmental sustainability (for example, water quality, water conservation, air quality and so on)	85%	88%	93%	92%
Provide mobility, with trails and paths for residents to use for exercise and for non-motorized transportation	100%	89%	98%	96%
Provide green and natural spaces within the community with park lands and open space	100%	88%	96%	94%
Provide opportunities to participate in athletic or sport instruction and teams	100%	79%	89%	87%
Provide opportunities for community members to enhance their lives with cultural activities and personal enrichment classes	85%	91%	87%	87%

Table 30: Question #13 by Familiarity with SSPRD

Counting yourself how many people live in your household?	Never heard of or visited	Heard of, but never visited	Visited	Overall
One (1)	19%	51%	17%	19%
Two (2)	15%	35%	45%	44%
Three (3)	33%	0%	11%	11%
Four (4)	0%	13%	20%	19%
Five (5) or more	33%	0%	8%	8%
Total	100%	100%	100%	100%

Table 31: Question #13 by Familiarity with SSPRD

Counting yourself how many people live in your household?	Never heard of or visited	Heard of, but never visited	Visited	Overall
Counting yourself how many people live in your household?	3.1	1.8	2.6	2.5

Table 32: Question #14 by Familiarity with SSPRD

Do any of the following live in your household?	Never heard of or visited	Heard of, but never visited	Visited	Overall
Children age 12 and under	63%	0%	30%	27%
Teenagers ages 13 to 19	77%	14%	19%	20%
Adults aged 65 or older (including yourself)	100%	33%	30%	31%

Table 33: Question #15 by Familiarity with SSPRD

What is your gender?	Never heard of or visited	Heard of, but never visited	Visited	Overall
Female	81%	39%	52%	51%
Male	19%	61%	48%	49%
Total	100%	100%	100%	100%

Table 34: Question #16 by Familiarity with SSPRD

Which of the following best describes your age?	Never heard of or visited	Heard of, but never visited	Visited	Overall
18-24	0%	0%	5%	4%
25-34	0%	18%	20%	19%
35-44	33%	13%	16%	15%
45-54	33%	28%	26%	27%
55-64	0%	11%	13%	13%
65 years or older	34%	30%	21%	22%
Total	100%	100%	100%	100%

Table 35: Question #17 by Familiarity with SSPRD

What is your race/ethnicity? (Please check all that apply.)*	Never heard of or visited	Heard of, but never visited	Visited	Overall
American Indian or Alaskan native	0%	0%	3%	3%
Asian or Pacific Islander	0%	0%	4%	3%
Black or African American	0%	5%	2%	2%
Hispanic/Latino/Spanish	66%	8%	2%	4%
White/Caucasian	34%	84%	94%	92%
Other	0%	3%	2%	2%

**Percents add to more than 100% as respondents could choose more than one response.*

Appendix E: Crosstabulations of Survey Results by Area of Residence

Survey results were examined by four areas within SSPRD: residents of Centennial, Littleton and Lone Tree and the Rest of District. Responses from residents from other municipalities within the District were not examined as there were too few respondents in those areas for fair comparisons. ANOVA and chi-square tests of significance were applied to these comparisons of survey questions. A “p-value” of 0.05 or less indicates that there is less than a 5% probability that differences observed between subgroups are due to chance; or in other words, a greater than 95% probability that the differences observed are “real.” Cells shaded grey indicate statistically significant differences ($p \leq .05$) between at least two of the subgroups.

Some of the differences of note included:

- Those in Littleton were more likely to have visited any of the South Suburban Park and Recreation District facilities, programs, parks, trails or natural areas (96%) than those in Centennial (91%), Lone Tree (86%) or the rest of the District (86%, see Table 36)
- Households in Lone Tree were more likely to have participated in a SSPRD program (64%) than were those living in other areas of the District (39% to 43%, see Table 37).
- Those in Centennial (55%) and the rest of the District (58%) were more likely to feel it was very easy to get information about SSPRD than those in Littleton (41%) or especially those in Lone Tree (29%, see Table 38).
- In general, those in Centennial or the rest of the District were more likely to have used the offerings of SSPRD than those in Littleton or Lone Tree (see Table 39). However, as would be expected, those in Lone Tree were most likely to have used the Lone Tree Recreation Center and Lone Tree Golf Course & Hotel compared to those in other areas of the District. Those in the rest of the District were most likely to have used the Sheridan Recreation Center compared to residents in Centennial, Littleton or Lone Tree. Those living in Littleton were most likely to have used the Goodson Recreation Center compared to those from the other parts of the District, and those living in Littleton were most likely to have used the Douglas H. Buck Community Recreation Center compared to those from other parts of the District.
- Those in Littleton were more likely to think the Littleton Golf & Tennis Club, Cornerstone Batting Cages and Outdoor sports fields were in need of improvements or upgrades than those in other parts of the District (see Table 40). Those in Littleton or the rest of the District were more likely to think Colorado Journey Miniature Golf, Sheridan Recreation Center, Harlow Park/Pool, Cornerstone Skate Park and playgrounds needed improvements or upgrades than those living in Centennial or Lone Tree. Respondents living in Lone Tree were more likely to think the South Suburban Golf Course needed improvements or upgrades than those living in other areas of the District. Compared to those living in Centennial, Littleton or Lone Tree, respondents living in the rest of the District were most likely to think the Douglas H. Buck Community Recreation Center needed upgrades or improvements. Those in Littleton or Lone Tree were more likely to think the South Suburban website needed upgrades or improvements than those living in Centennial or the rest of the District.

- Respondents were asked to indicate what reasons prevented them from using the South Suburban recreation facilities, programs, parks, trails or natural areas more often. Compared to those in Centennial (6%), Littleton (9%) and Lone Tree (0%), those in the rest of the District (31%) were more likely to say that SSPRD doesn't offer the programs they want (see Table 41). Those in Lone Tree (55%) were more likely to be unfamiliar with South Suburban offerings than were those in Centennial (12%), Littleton (12%) and the rest of the District (32%).
- When asked whether South Suburban Parks and Recreation program offerings should focus mostly on a few traditional popular sports and activities or offer fewer popular sports and fitness activities and include diverse, respondents from Centennial and Littleton were about evenly split between the two options, while those from Lone Tree leaned more toward offering a few traditional popular sports and activities and those from the rest of the District leaned towards offering more diverse options (see Table 43).
- When asked whether they thought the funding priority of South Suburban in the next few years should focus on taking better care of what we have or investing in acquiring open space and park land and building recreation/community centers, residents Lone Tree were about evenly split, while those in Centennial, Littleton and the rest of the District leaned toward focusing on taking better care of what we have (see Table 44).
- However, in general, those in Lone Tree were less likely to support actions that could be taken by SSPRD than were those in Centennial, Littleton and the rest of the District (see Table 45).
- Survey respondents living in Centennial (70%) and the rest of the District (69%) were more likely to support building baseball/softball fields than were those in Littleton (52%) and Lone Tree (38%). Building multi-purpose fields was also more supported in Centennial (81%) and the rest of the District (82%) than in Littleton (47%) and Lone Tree (46%). Pickleball courts were supported by a majority of respondents in Littleton (55%), but by fewer in Centennial (36%), Lone Tree (12%) and the rest of the District (26%).
- When presented with a list of purposes for which SSPRD should offer services, a similar proportion of respondents agreed with each purpose across the District. However, for the purpose of providing opportunities to participate in athletic or sport instruction and teams, those in Littleton were a bit less likely to agree (78%) than those in Centennial (88%), Lone Tree (96%) or the rest of the District (95%, see Table 46).

Table 36: Question #1 by Area of Residence

Have you heard of or visited any of the South Suburban Park and Recreation District facilities, programs, parks, trails or natural areas?	Centennial	Littleton	Lone Tree	Rest of District	Overall
Never heard of or visited	0%	0%	4%	4%	1%
Heard of, but never visited	9%	4%	10%	10%	8%
Visited	91%	96%	86%	86%	91%
Total	100%	100%	100%	100%	100%

Table 37: Question #2 by Area of Residence

During the past year, have you or any member of your household participated in any of the District's recreation programs?	Centennial	Littleton	Lone Tree	Rest of District	Overall
No	49%	52%	28%	61%	49%
Yes	43%	41%	64%	39%	44%
Not sure	8%	7%	8%	0%	7%
Total	100%	100%	100%	100%	100%

Table 38: Question #3 by Area of Residence

How easy or difficult it is to find information about South Suburban Parks and Recreation offerings?	Centennial	Littleton	Lone Tree	Rest of District	Overall
Very easy	55%	41%	29%	58%	49%
Somewhat easy	39%	50%	53%	25%	42%
Somewhat difficult	6%	9%	18%	18%	9%
Very difficult	0%	0%	0%	0%	0%
Total	100%	100%	100%	100%	100%

Table 39: Question #4 part 1by Area of Residence

Below is a list of some facilities/places operated by South Suburban Park and Recreation District. Please indicate whether you or anyone in your household have used these facilities in the last 12 months, and whether you think these facilities need improvements/upgrades. Percent Who Have Used					
	Centennial	Littleton	Lone Tree	Rest of District	Overall
Littleton Golf & Tennis Club	17%	15%	2%	13%	14%
Lone Tree Golf Course & Hotel	15%	8%	40%	24%	16%
South Suburban Golf Course	35%	11%	14%	13%	23%
Family Sports Center Golf Course	21%	5%	4%	20%	15%
Colorado Journey Miniature Golf	28%	34%	2%	34%	28%
Family Sports Center	24%	5%	28%	31%	19%
David A. Lorenz Regional Park	25%	15%	23%	17%	21%
County Line BMX Track	4%	0%	0%	14%	3%
Cornerstone Batting Cages	9%	15%	0%	16%	11%
South Suburban Ice Arena	24%	12%	0%	9%	16%
Family Sports Center Ice Arena	13%	6%	0%	6%	9%
Sheridan Recreation Center	5%	6%	12%	26%	8%
Goodson Recreation Center	56%	42%	27%	30%	46%
Lone Tree Recreation Center	26%	14%	71%	40%	28%
Douglas H. Buck Community Recreation Center	21%	54%	28%	25%	33%
Holly Tennis Center	10%	1%	2%	6%	6%
Tennis Center and Park at Lone Tree Golf Course	4%	1%	18%	0%	4%
Other tennis courts	9%	3%	12%	14%	8%
Ben Franklin Pool	18%	6%	0%	16%	12%
Harlow Park/Pool	2%	14%	0%	10%	6%
Holly Park, Pool, Tennis	17%	2%	0%	0%	9%
Cook Creek Park/Pool/Tennis	9%	6%	34%	24%	12%
Hudson Gardens	45%	51%	43%	28%	45%
South Platte Park/Carson Nature Center	26%	48%	31%	28%	34%

Below is a list of some facilities/places operated by South Suburban Park and Recreation District. Please indicate whether you or anyone in your household have used these facilities in the last 12 months, and whether you think these facilities need improvements/upgrades. Percent Who Have Used	Centennial	Littleton	Lone Tree	Rest of District	Overall
Cornerstone Skate Park	6%	15%	0%	24%	10%
Sheridan Community Park – Skate Park	0%	1%	0%	15%	2%
South Suburban trails and walkways	81%	74%	73%	74%	78%
South Suburban natural areas/open space	60%	61%	55%	65%	60%
Outdoor sports fields (e.g. soccer, football, basketball)	32%	27%	37%	39%	32%
Outdoor sports courts (e.g. pickleball, basketball)	8%	5%	4%	11%	7%
Interactive water features (e.g. splash pads)	12%	14%	0%	32%	14%
Playgrounds (like DeKoevend Park)	43%	34%	59%	44%	42%
Small neighborhood parks	64%	69%	60%	71%	66%
Large community parks (such as Ketring or Sheridan Park)	29%	61%	2%	41%	39%
Recreation programs and activities	31%	34%	53%	35%	34%
South Suburban website	67%	60%	74%	56%	64%

Table 40: Question #4 part 2 by Area of Residence

Below is a list of some facilities/places operated by South Suburban Park and Recreation District. Please indicate whether you or anyone in your household have used these facilities in the last 12 months, and whether you think these facilities need improvements/upgrades.					
Percent Who Think Facility Needs A Lot or Some Improvements	Centennial	Littleton	Lone Tree	Rest of District	Overall
Littleton Golf & Tennis Club	38%	70%	0%	0%	41%
Lone Tree Golf Course & Hotel	16%	28%	42%	0%	21%
South Suburban Golf Course	48%	47%	85%	0%	47%
Family Sports Center Golf Course	30%	34%	0%	11%	27%
Colorado Journey Miniature Golf	35%	73%	15%	84%	53%
Family Sports Center	38%	37%	0%	57%	37%
David A. Lorenz Regional Park	24%	23%	0%	0%	21%
County Line BMX Track	16%	0%	0%	0%	10%
Cornerstone Batting Cages	19%	58%	0%	0%	30%
South Suburban Ice Arena	33%	53%	0%	0%	34%
Family Sports Center Ice Arena	34%	40%	0%		33%
Sheridan Recreation Center	20%	43%	0%	100%	32%
Goodson Recreation Center	55%	61%	39%	87%	57%
Lone Tree Recreation Center	27%	13%	33%	35%	27%
Douglas H. Buck Community Recreation Center	15%	37%	17%	73%	29%
Holly Tennis Center	21%	36%	18%	0%	22%
Tennis Center and Park at Lone Tree Golf Course	3%	12%	0%	.%	4%
Other tennis courts	32%	40%	0%	.%	28%
Ben Franklin Pool	28%	19%	0%	64%	28%
Harlow Park/Pool	4%	52%	0%	78%	34%
Holly Park, Pool, Tennis	14%	41%	0%		16%
Cook Creek Park/Pool/Tennis	11%	0%	33%	44%	14%
Hudson Gardens	19%	33%	39%	9%	25%
South Platte Park/Carson Nature Center	18%	32%	11%	0%	22%

<p>Below is a list of some facilities/places operated by South Suburban Park and Recreation District. Please indicate whether you or anyone in your household have used these facilities in the last 12 months, and whether you think these facilities need improvements/upgrades.</p> <p>Percent Who Think Facility Needs A Lot or Some Improvements</p>					
	Centennial	Littleton	Lone Tree	Rest of District	Overall
Cornerstone Skate Park	6%	61%	0%	91%	40%
Sheridan Community Park – Skate Park	4%	0%	0%	0%	2%
South Suburban trails and walkways	44%	48%	27%	37%	43%
South Suburban natural areas/open space	31%	44%	27%	5%	33%
Outdoor sports fields (e.g. soccer, football, basketball)	26%	58%	13%	0%	29%
Outdoor sports courts (e.g. pickleball, basketball)	3%	25%	32%	18%	12%
Interactive water features (e.g. splash pads)	2%	7%	0%	31%	9%
Playgrounds (like DeKoevend Park)	23%	55%	14%	38%	32%
Small neighborhood parks	22%	35%	33%	35%	29%
Large community parks (such as Ketrang or Sheridan Park)	13%	48%	60%	51%	33%
Recreation programs and activities	29%	49%	34%	100%	40%
South Suburban website	44%	66%	76%	43%	54%

Table 41: Question #5 by Area of Residence

Please CHECK ALL the reasons that prevent you or other members of your household from using South Suburban recreation facilities, programs, parks, trails or natural areas more often.*	Centennial	Littleton	Lone Tree	Rest of District	Overall
I/we are not interested	16%	12%	4%	13%	13%
Don't offer the programs I/we want	6%	9%	0%	31%	9%
It is too expensive	16%	20%	10%	25%	17%
The hours are not convenient for me	8%	18%	12%	24%	13%
Facilities are booked or full when needed	4%	13%	10%	0%	7%
Customer service is poor/not welcoming	2%	5%	10%	7%	4%
Not available year-round	0%	9%	0%	6%	3%
Facilities are not accessible or designed for people with disabilities	1%	2%	0%	0%	1%
Other:	12%	12%	19%	10%	13%
Unfamiliar with South Suburban offerings	12%	24%	55%	32%	21%
Other facilities are easier to travel to	5%	9%	12%	18%	8%
Other facilities are better maintained	4%	13%	8%	13%	8%
Other facilities have nicer locker rooms	6%	6%	10%	9%	6%
Other facilities have more or better equipment	9%	9%	0%	13%	9%
Poor quality of instructors/coaches	2%	2%	19%	18%	5%
I like working out in a female/male-only environment	1%	0%	0%	0%	1%
None, we use South Suburban recreation facilities, programs, parks, trails or natural areas often	57%	44%	30%	32%	48%

**Percents add to more than 100% as respondents could choose more than one response.*

Table 42: Question #6 by Area of Residence

I consider South Suburban Parks and Recreation services. . . A human service that contributes to the community's physical, emotional and social welfare, offering services funded by tax dollars OR A business that serves people who can afford to pay for the services through higher user fees	Centennial	Littleton	Lone Tree	Rest of District	Overall
Completely a human service	36%	31%	36%	35%	35%
Somewhat a human service	23%	36%	20%	13%	26%
A little bit a human service	24%	16%	35%	29%	23%
A little bit a business	8%	8%	10%	5%	8%
Somewhat a business	2%	6%	0%	11%	4%
Completely a business	6%	3%	0%	5%	5%
Total	100%	100%	100%	100%	100%
Average Rating Where -3 is Completely "A human service" and +3 is Completely "A business"	-1.5	-1.5	-1.7	-1.2	-1.5

Table 43: Question #7 by Area of Residence

South Suburban Parks and Recreation program offerings should . . . Focus mostly on a few traditional popular sports and activities (e.g. softball, soccer, baseball, basketball, youth football, etc.) because those serve the most number of people OR Offer fewer popular sports and fitness activities and include diverse opportunities (e.g., art classes, nature camps, downhill mountain biking, skateboarding, pickleball, disc golf, etc.) that individually may not serve as many people	Centennial	Littleton	Lone Tree	Rest of District	Overall
Completely few traditional sports and activities	9%	10%	7%	6%	9%
Somewhat few traditional sports and activities	14%	8%	16%	19%	13%
A little bit few traditional sports and activities	31%	28%	37%	17%	29%
A little bit diverse opportunities	24%	24%	33%	25%	25%
Somewhat diverse opportunities	17%	14%	4%	6%	14%
Completely diverse opportunities	5%	15%	2%	27%	10%
Total	100%	100%	100%	100%	100%
Average Rating Where -3 is Completely "Focus mostly on a few traditional sports and activities" and +3 is Completely "Offer diverse opportunities"	-0.1	0.2	-0.5	0.5	0.0

Table 44: Question #8 by Area of Residence

<p>What do you think should be the funding priority of South Suburban in the next few years?</p> <p>Focus on taking better care of what we have and improve the condition and appeal of parks, trails, open spaces and recreation. This means new parks, open spaces, trails or facilities would not be built or acquired.</p> <p>OR</p> <p>Invest in acquiring open space and park land and building recreation/community centers in response to the increasing population; be visionary for the future. This means the existing facilities would not receive significant improvements.</p>	Centennial	Littleton	Lone Tree	Rest of District	Overall
Completely focus on taking care of what we have	21%	41%	9%	35%	28%
Somewhat focus on taking care of what we have	29%	11%	22%	26%	23%
A little bit focus on taking care of what we have	22%	24%	11%	12%	21%
A little bit invest in more	15%	4%	39%	4%	13%
Somewhat invest in more	6%	15%	10%	7%	9%
Completely invest in more	6%	4%	9%	16%	7%
Total	100%	100%	100%	100%	100%
Average Rating Where -3 is Completely "Focus on taking better care of what we have" and +3 is Completely "Invest in opportunities"	-1.0	-1.2	0.0	-1.0	-1.0

Table 45: Question #9 and #10 by Area of Residence

To what extent would you support or oppose South Suburban taking any of the following actions? Percent Who Strongly or Somewhat Support	Centennial	Littleton	Lone Tree	Rest of District	Overall
Build baseball/softball fields	70%	52%	38%	69%	61%
Build a new ice facility	41%	31%	25%	47%	37%
Build multi-purpose fields (soccer, football and lacrosse fields)	81%	57%	46%	82%	70%
Build skate parks	40%	38%	5%	66%	39%
Build an indoor sports turf facility	50%	41%	21%	45%	44%
Build outdoor pools	64%	70%	65%	64%	66%
Build tennis courts	51%	51%	43%	30%	48%
Build pickleball courts	36%	55%	12%	26%	39%
Build a new recreation center (including indoor pools, fitness equipment and exercise facilities, sports courts)	60%	66%	61%	75%	63%
Build outdoor basketball courts	54%	62%	36%	70%	57%
Build more disc golf courses	43%	51%	33%	59%	46%
Add smaller neighborhood-based parks	80%	81%	71%	90%	80%
Add larger multi-purpose parks that serve the region	60%	48%	62%	54%	56%
Provide more off-leash dog parks	62%	67%	66%	69%	65%
Add/expand park shelters/small group gathering areas	75%	78%	72%	62%	75%
Add more opportunities for water activities/sports	57%	71%	73%	59%	63%
Build new playgrounds	69%	66%	59%	65%	67%
Add restrooms, drinking fountains, benches and amenities	87%	84%	81%	97%	87%
Acquire additional open space/natural areas	75%	66%	84%	81%	73%
Build more nature centers and environmental education	64%	64%	55%	68%	63%
Add food and beverage options/ rentable venues in parks	60%	49%	20%	58%	52%
Add recreation programs for youth (ages 13 to 19)	86%	76%	51%	86%	80%
Add recreation programs for children (ages 0 to 12)	84%	82%	52%	67%	79%
Add recreation programs for older adults (age 65 and older)	85%	80%	55%	80%	80%
Add recreation programs for adults (ages 20+)	84%	74%	65%	88%	80%

To what extent would you support or oppose South Suburban taking any of the following actions? Percent Who Strongly or Somewhat Support	Centennial	Littleton	Lone Tree	Rest of District	Overall
Add directional and safety signage to the existing trails	78%	82%	66%	62%	77%
Provide more amenities along trails and trailheads (restrooms, parking, benches, trash bins, etc.)	91%	90%	78%	96%	90%
Connect existing trails	89%	94%	98%	94%	92%
Provide more paved routes	51%	64%	67%	62%	57%
Provide more soft surface trails	88%	90%	94%	91%	89%
Provide more walkway loops that are easier for seniors, youth and those with mobility issues	87%	86%	81%	93%	87%
Improve energy and water use efficiency	95%	95%	96%	95%	95%
Expand efforts to provide inclusive and welcoming programs, parks and facilities	81%	88%	82%	91%	84%

Table 46: Question #11 by Area of Residence

Communities offer parks and recreation facilities and programs to their residents for various reasons. Tell us how strongly you agree or disagree that the District should offer services for the following purposes. Percent Who Strongly or Somewhat Agree	Centennial	Littleton	Lone Tree	Rest of District	Overall
Improve quality of life	96%	99%	96%	100%	98%
Increase property values	87%	80%	92%	77%	84%
Provide places for residents to maintain and improve their health	97%	99%	98%	100%	98%
Provide places for residents to make social connections	86%	91%	96%	95%	89%
Provide wellness, recreation and social activities and programs	94%	94%	96%	100%	95%
Provide recreational opportunities to underserved residents	89%	92%	87%	95%	90%
Contribute to the local economy; providing an attractive place to live, work and do business	92%	89%	98%	90%	92%
Attract visitors and promote tourism through special events and tournaments ¹	65%	68%	69%	77%	67%
Contribute to a more beautiful community	95%	95%	98%	84%	94%
Encourage people to spend time outdoors/in nature	94%	96%	97%	100%	95%
Protect the natural environment and promote environmental sustainability (for example, water quality, water conservation, air quality and so on)	91%	92%	94%	99%	92%
Provide mobility, with trails and paths for residents to use for exercise and for non-motorized transportation	94%	98%	96%	100%	96%
Provide green and natural spaces within the community with park lands and open space	93%	95%	98%	93%	94%
Provide opportunities to participate in athletic or sport instruction and teams	88%	78%	96%	95%	87%
Provide opportunities for community members to enhance their lives with cultural activities and personal enrichment classes	86%	87%	89%	93%	87%

Table 47: Question #13 by Area of Residence

Counting yourself how many people live in your household?	Centennial	Littleton	Lone Tree	Rest of District	Overall
One (1)	17%	23%	17%	17%	19%
Two (2)	42%	50%	45%	36%	44%
Three (3)	10%	10%	9%	15%	11%
Four (4)	23%	11%	19%	20%	19%
Five (5) or more	8%	5%	10%	12%	8%
Total	100%	100%	100%	100%	100%

Table 48: Question #13 by Area of Residence

Counting yourself how many people live in your household?	Centennial	Littleton	Lone Tree	Rest of District	Overall
Counting yourself how many people live in your household?	2.6	2.2	2.6	2.8	2.5

Table 49: Question #14 by Area of Residence

Do any of the following live in your household?	Centennial	Littleton	Lone Tree	Rest of District	Overall
Children age 12 and under	27%	22%	37%	39%	27%
Teenagers ages 13 to 19	28%	11%	4%	14%	20%
Adults aged 65 or older (including yourself)	32%	28%	17%	48%	31%

Table 50: Question #15 by Area of Residence

What is your gender?	Centennial	Littleton	Lone Tree	Rest of District	Overall
Female	52%	52%	48%	50%	51%
Male	48%	48%	52%	50%	49%
Total	100%	100%	100%	100%	100%

Table 51: Question #16 by Area of Residence

Which of the following best describes your age?	Centennial	Littleton	Lone Tree	Rest of District	Overall
18-24	4%	8%	0%	0%	4%
25-34	15%	16%	23%	49%	19%
35-44	9%	20%	37%	9%	15%
45-54	36%	19%	17%	14%	27%
55-64	12%	17%	6%	11%	13%
65 years or older	25%	20%	17%	17%	22%
Total	100%	100%	100%	100%	100%

Table 52: Question #17 by Area of Residence

What is your race/ethnicity? (Please check all that apply.)*	Centennial	Littleton	Lone Tree	Rest of District	Overall
American Indian or Alaskan native	4%	1%	2%	4%	3%
Asian or Pacific Islander	2%	5%	4%	8%	3%
Black or African American	1%	6%	2%	2%	2%
Hispanic/Latino/Spanish	3%	2%	9%	8%	4%
White/Caucasian	94%	95%	87%	78%	92%
Other	3%	0%	0%	0%	2%

**Percents add to more than 100% as respondents could choose more than one response.*

Appendix F: Crosstabulations of Survey Results by Presence of Children, Teenagers and Seniors in Household

ANOVA and chi-square tests of significance were applied to these comparisons of survey questions. A “p-value” of 0.05 or less indicates that there is less than a 5% probability that differences observed between subgroups are due to chance; or in other words, a greater than 95% probability that the differences observed are “real.” Cells shaded grey indicate statistically significant differences ($p \leq .05$) between at least two of the subgroups.

Table 53: Question #1 by Presence of Children, Teenagers or Seniors in Household

Have you heard of or visited any of the South Suburban Park and Recreation District facilities, programs, parks, trails or natural areas?	Children age 12 and under in HH	NO children age 12 and under in HH	Teenagers ages 13 to 19 in HH	NO ages 13 to 19 in HH	Adults aged 65+ in HH	NO adults aged 65+ in HH	Overall
Never heard of or visited	1%	0%	4%	0%	1%	0%	1%
Heard of, but never visited	0%	11%	6%	9%	8%	7%	8%
Visited	99%	89%	90%	91%	90%	93%	91%
Total	100%	100%	100%	100%	100%	100%	100%

Table 54: Question #2 by Presence of Children, Teenagers or Seniors in Household

During the past year, have you or any member of your household participated in any of the District's recreation programs?	Children age 12 and under in HH	NO children age 12 and under in HH	Teenagers ages 13 to 19 in HH	NO ages 13 to 19 in HH	Adults aged 65+ in HH	NO adults aged 65+ in HH	Overall
No	26%	58%	50%	53%	39%	55%	49%
Yes	69%	32%	49%	38%	57%	36%	44%
Not sure	5%	10%	1%	9%	3%	9%	7%
Total	100%	100%	100%	100%	100%	100%	100%

Table 55: Question #3 by Presence of Children, Teenagers or Seniors in Household

How easy or difficult it is to find information about South Suburban Parks and Recreation offerings?	Children age 12 and under in HH	NO children age 12 and under in HH	Teenagers ages 13 to 19 in HH	NO ages 13 to 19 in HH	Adults aged 65+ in HH	NO adults aged 65+ in HH	Overall
Very easy	53%	45%	65%	47%	45%	48%	49%
Somewhat easy	37%	46%	24%	45%	44%	43%	42%
Somewhat difficult	10%	9%	10%	8%	11%	8%	9%
Very difficult	0%	0%	0%	0%	1%	0%	0%
Total	100%	100%	100%	100%	100%	100%	100%

Table 56: Question #4 part 1by Presence of Children, Teenagers or Seniors in Household

Below is a list of some facilities/places operated by South Suburban Park and Recreation District. Please indicate whether you or anyone in your household have used these facilities in the last 12 months, and whether you think these facilities need improvements/upgrades. Percent Who Have Used	Children age 12 and under in HH	NO children age 12 and under in HH	Teenagers ages 13 to 19 in HH	NO ages 13 to 19 in HH	Adults aged 65+ in HH	NO adults aged 65+ in HH	Overall
Littleton Golf & Tennis Club	2%	15%	13%	12%	17%	12%	14%
Lone Tree Golf Course & Hotel	14%	15%	5%	17%	20%	14%	16%
South Suburban Golf Course	15%	23%	25%	22%	27%	20%	23%
Family Sports Center Golf Course	18%	10%	24%	10%	16%	12%	15%
Colorado Journey Miniature Golf	35%	23%	49%	21%	29%	27%	28%
Family Sports Center	44%	8%	25%	16%	10%	19%	19%
David A. Lorenz Regional Park	39%	15%	29%	20%	6%	24%	21%
County Line BMX Track	5%	0%	8%	1%	6%	2%	3%
Cornerstone Batting Cages	21%	9%	5%	12%	6%	13%	11%
South Suburban Ice Arena	26%	14%	19%	16%	17%	16%	16%
Family Sports Center Ice Arena	19%	4%	17%	4%	10%	5%	9%
Sheridan Recreation Center	17%	3%	5%	6%	14%	5%	8%
Goodson Recreation Center	62%	41%	52%	45%	43%	46%	46%
Lone Tree Recreation Center	49%	17%	44%	21%	32%	22%	28%
Douglas H. Buck Community Recreation Center	51%	26%	37%	31%	41%	31%	33%
Holly Tennis Center	2%	4%	27%	1%	4%	5%	6%
Tennis Center and Park at Lone Tree Golf Course	9%	2%	3%	5%	3%	5%	4%
Other tennis courts	9%	9%	11%	9%	6%	9%	8%
Ben Franklin Pool	30%	8%	16%	12%	9%	14%	12%
Harlow Park/Pool	10%	6%	3%	7%	6%	7%	6%
Holly Park, Pool, Tennis	13%	6%	24%	7%	4%	8%	9%
Cook Creek Park/Pool/Tennis	25%	9%	5%	14%	3%	14%	12%

Below is a list of some facilities/places operated by South Suburban Park and Recreation District. Please indicate whether you or anyone in your household have used these facilities in the last 12 months, and whether you think these facilities need improvements/upgrades. Percent Who Have Used	Children age 12 and under in HH	NO children age 12 and under in HH	Teenagers ages 13 to 19 in HH	NO ages 13 to 19 in HH	Adults aged 65+ in HH	NO adults aged 65+ in HH	Overall
Hudson Gardens	47%	45%	47%	45%	40%	48%	45%
South Platte Park/Carson Nature Center	41%	31%	35%	35%	29%	36%	34%
Cornerstone Skate Park	14%	6%	9%	8%	14%	10%	10%
Sheridan Community Park – Skate Park	0%	1%	0%	1%	7%	0%	2%
South Suburban trails and walkways	82%	77%	91%	79%	66%	84%	78%
South Suburban natural areas/open space	66%	60%	69%	62%	47%	65%	60%
Outdoor sports fields (e.g. soccer, football, basketball)	71%	18%	45%	30%	9%	36%	32%
Outdoor sports courts (e.g. pickleball, basketball)	12%	5%	3%	7%	4%	7%	7%
Interactive water features (e.g. splash pads)	39%	2%	15%	10%	9%	12%	14%
Playgrounds (like DeKoevend Park)	79%	30%	48%	43%	27%	45%	42%
Small neighborhood parks	78%	61%	81%	66%	57%	71%	66%
Large community parks (such as Ketring or Sheridan Park)	48%	36%	33%	41%	37%	40%	39%
Recreation programs and activities	60%	23%	35%	33%	42%	33%	34%
South Suburban website	77%	63%	68%	66%	52%	71%	64%

Table 57: Question #4 part 2 by Presence of Children, Teenagers or Seniors in Household

Below is a list of some facilities/places operated by South Suburban Park and Recreation District. Please indicate whether you or anyone in your household have used these facilities in the last 12 months, and whether you think these facilities need improvements/upgrades. Percent Who Think Facility Needs A Lot or Some Improvement	Children age 12 and under in HH	NO children age 12 and under in HH	Teenagers ages 13 to 19 in HH	NO ages 13 to 19 in HH	Adults aged 65+ in HH	NO adults aged 65+ in HH	Overall
Littleton Golf & Tennis Club	0%	44%	77%	36%	39%	46%	41%
Lone Tree Golf Course & Hotel	30%	17%	13%	22%	20%	25%	21%
South Suburban Golf Course	40%	54%	46%	46%	43%	50%	47%
Family Sports Center Golf Course	34%	29%	59%	21%	29%	32%	27%
Colorado Journey Miniature Golf	53%	55%	37%	56%	51%	57%	53%
Family Sports Center	55%	29%	33%	37%	25%	41%	37%
David A. Lorenz Regional Park	10%	26%	24%	23%	6%	26%	21%
County Line BMX Track	28%	3%	33%	6%	0%	15%	10%
Cornerstone Batting Cages	28%	32%	19%	37%	6%	42%	30%
South Suburban Ice Arena	52%	28%	69%	28%	41%	28%	34%
Family Sports Center Ice Arena	61%	24%	50%	22%	36%	25%	33%
Sheridan Recreation Center	56%	15%	32%	24%	40%	24%	32%
Goodson Recreation Center	52%	54%	65%	52%	65%	51%	57%
Lone Tree Recreation Center	15%	29%	18%	26%	36%	22%	27%
Douglas H. Buck Community Recreation Center	16%	32%	22%	24%	44%	19%	29%
Holly Tennis Center	0%	20%	42%	10%	7%	33%	22%
Tennis Center and Park at Lone Tree Golf Course	0%	6%	19%	2%	8%	3%	4%
Other tennis courts	38%	23%	80%	19%	30%	25%	28%
Ben Franklin Pool	47%	18%	9%	25%	35%	23%	28%
Harlow Park/Pool	67%	21%	42%	28%	29%	36%	34%
Holly Park, Pool, Tennis	46%	6%	27%	14%	0%	21%	16%

Below is a list of some facilities/places operated by South Suburban Park and Recreation District. Please indicate whether you or anyone in your household have used these facilities in the last 12 months, and whether you think these facilities need improvements/upgrades. Percent Who Think Facility Needs A Lot or Some Improvement	Children age 12 and under in HH	NO children age 12 and under in HH	Teenagers ages 13 to 19 in HH	NO ages 13 to 19 in HH	Adults aged 65+ in HH	NO adults aged 65+ in HH	Overall
Cook Creek Park/Pool/Tennis	24%	4%	59%	5%	7%	7%	14%
Hudson Gardens	18%	27%	15%	25%	25%	24%	25%
South Platte Park/Carson Nature Center	25%	21%	47%	17%	23%	21%	22%
Cornerstone Skate Park	43%	34%	42%	28%	47%	36%	40%
Sheridan Community Park – Skate Park	0%	3%	32%	0%	0%	3%	2%
South Suburban trails and walkways	49%	41%	49%	39%	48%	43%	43%
South Suburban natural areas/open space	30%	33%	51%	27%	25%	33%	33%
Outdoor sports fields (e.g. soccer, football, basketball)	40%	17%	47%	19%	15%	26%	29%
Outdoor sports courts (e.g. pickleball, basketball)	14%	13%	19%	10%	16%	8%	12%
Interactive water features (e.g. splash pads)	15%	6%	9%	5%	22%	8%	9%
Playgrounds (like DeKoevend Park)	49%	17%	24%	29%	23%	28%	32%
Small neighborhood parks	41%	24%	28%	29%	27%	30%	29%
Large community parks (such as Ketring or Sheridan Park)	37%	32%	35%	32%	26%	35%	33%
Recreation programs and activities	38%	40%	34%	35%	44%	35%	40%
South Suburban website	70%	47%	77%	49%	43%	54%	54%

Table 58: Question #5 by Presence of Children, Teenagers or Seniors in Household

Please CHECK ALL the reasons that prevent you or other members of your household from using South Suburban recreation facilities, programs, parks, trails or natural areas more often.*	Children age 12 and under in HH	NO children age 12 and under in HH	Teenagers ages 13 to 19 in HH	NO ages 13 to 19 in HH	Adults aged 65+ in HH	NO adults aged 65+ in HH	Overall
I/we are not interested	12%	12%	23%	9%	15%	10%	13%
Don't offer the programs I/we want	7%	10%	4%	8%	9%	8%	9%
It is too expensive	24%	17%	10%	19%	15%	18%	17%
The hours are not convenient for me	21%	10%	3%	13%	15%	13%	13%
Facilities are booked or full when needed	12%	5%	4%	7%	8%	7%	7%
Customer service is poor/not welcoming	8%	3%	0%	4%	5%	4%	4%
Not available year-round	5%	3%	0%	4%	3%	3%	3%
Facilities are not accessible or designed for people with disabilities	0%	2%	0%	1%	4%	0%	1%
Other:	13%	12%	15%	13%	13%	13%	13%
Unfamiliar with South Suburban offerings	15%	27%	11%	26%	9%	27%	21%
Other facilities are easier to travel to	10%	8%	3%	8%	5%	8%	8%
Other facilities are better maintained	11%	9%	4%	9%	4%	9%	8%
Other facilities have nicer locker rooms	8%	7%	7%	6%	3%	7%	6%
Other facilities have more or better equipment	11%	8%	9%	8%	3%	9%	9%
Poor quality of instructors/coaches	14%	3%	0%	4%	5%	4%	5%
I like working out in a female/male-only environment	0%	1%	0%	1%	1%	1%	1%
None, we use South Suburban recreation facilities, programs, parks, trails or natural areas often	59%	44%	56%	47%	50%	49%	48%

*Percents add to more than 100% as respondents could choose more than one response.

Table 59: Question #6 by Presence of Children, Teenagers or Seniors in Household

I consider South Suburban Parks and Recreation services. . . A human service that contributes to the community's physical, emotional and social welfare, offering services funded by tax dollars OR A business that serves people who can afford to pay for the services through higher user fees	Children age 12 and under in HH	NO children age 12 and under in HH	Teenagers ages 13 to 19 in HH	NO ages 13 to 19 in HH	Adults aged 65+ in HH	NO adults aged 65+ in HH	Overall
Completely a human service	37%	33%	32%	35%	36%	33%	35%
Somewhat a human service	20%	29%	27%	27%	25%	27%	26%
A little bit a human service	33%	19%	28%	20%	22%	22%	23%
A little bit a business	6%	9%	8%	8%	6%	9%	8%
Somewhat a business	4%	5%	2%	4%	7%	3%	4%
Completely a business	0%	6%	2%	5%	3%	5%	5%
Total	100%	100%	100%	100%	100%	100%	100%
Average Rating Where -3 is Completely "A human service" and +3 is Completely "A business"	-1.7	-1.4	-1.6	-1.5	-1.5	-1.4	-1.5

Table 60: Question #7 by Presence of Children, Teenagers or Seniors in Household

<p>South Suburban Parks and Recreation program offerings should . . .</p> <p>Focus mostly on a few traditional popular sports and activities (e.g. softball, soccer, baseball, basketball, youth football, etc.) because those serve the most number of people</p> <p>OR</p> <p>Offer fewer popular sports and fitness activities and include diverse opportunities (e.g., art classes, nature camps, downhill mountain biking, skateboarding, pickleball, disc golf, etc.) that individually may not serve as many people</p>	<p>Children age 12 and under in HH</p>	<p>NO children age 12 and under in HH</p>	<p>Teenagers ages 13 to 19 in HH</p>	<p>NO ages 13 to 19 in HH</p>	<p>Adults aged 65+ in HH</p>	<p>NO adults aged 65+ in HH</p>	<p>Overall</p>
Completely few traditional sports and activities	5%	10%	8%	9%	8%	8%	9%
Somewhat few traditional sports and activities	12%	11%	19%	9%	18%	11%	13%
A little bit few traditional sports and activities	51%	22%	21%	31%	35%	28%	29%
A little bit diverse opportunities	20%	26%	31%	23%	19%	26%	25%
Somewhat diverse opportunities	5%	18%	15%	15%	12%	15%	14%
Completely diverse opportunities	6%	13%	6%	13%	8%	12%	10%
Total	100%	100%	100%	100%	100%	100%	100%
Average Rating Where -3 is Completely "Focus mostly on a few traditional sports and activities" and +3 is Completely "Offer diverse opportunities"	-0.4	0.3	-0.1	0.2	-0.3	0.2	0.0

Table 61: Question #8 by Presence of Children, Teenagers or Seniors in Household

<p>What do you think should be the funding priority of South Suburban in the next few years?</p> <p>Focus on taking better care of what we have and improve the condition and appeal of parks, trails, open spaces and recreation. This means new parks, open spaces, trails or facilities would not be built or acquired.</p> <p>OR</p> <p>Invest in acquiring open space and park land and building recreation/community centers in response to the increasing population; be visionary for the future. This means the existing facilities would not receive significant improvements.</p>	Children age 12 and under in HH	NO children age 12 and under in HH	Teenagers ages 13 to 19 in HH	NO ages 13 to 19 in HH	Adults aged 65+ in HH	NO adults aged 65+ in HH	Overall
Completely focus on taking care of what we have	16%	32%	17%	31%	29%	28%	28%
Somewhat focus on taking care of what we have	28%	19%	31%	17%	31%	17%	23%
A little bit focus on taking care of what we have	27%	20%	24%	22%	14%	24%	21%
A little bit invest in more	16%	11%	15%	13%	13%	13%	13%
Somewhat invest in more	7%	11%	11%	9%	11%	9%	9%
Completely invest in more	6%	8%	1%	8%	3%	8%	7%
Total	100%	100%	100%	100%	100%	100%	100%
Average Rating Where -3 is Completely "Focus on taking better care of what we have" and +3 is Completely "Invest in opportunities"	-0.8	-1.0	-1.0	-0.9	-1.2	-0.9	-1.0

Table 62: Question #9 and #10 by Presence of Children, Teenagers or Seniors in Household

To what extent would you support or oppose South Suburban taking any of the following actions? Percent Who Strongly or Somewhat Support	Children age 12 and under in HH	NO children age 12 and under in HH	Teenagers ages 13 to 19 in HH	NO ages 13 to 19 in HH	Adults aged 65+ in HH	NO adults aged 65+ in HH	Overall
Build baseball/softball fields	72%	52%	66%	54%	77%	52%	61%
Build a new ice facility	48%	31%	39%	32%	56%	29%	37%
Build multi-purpose fields (soccer, football and lacrosse fields)	85%	61%	79%	65%	77%	67%	70%
Build skate parks	36%	35%	49%	36%	46%	35%	39%
Build an indoor sports turf facility	72%	31%	60%	35%	44%	41%	44%
Build outdoor pools	79%	59%	71%	62%	67%	63%	66%
Build tennis courts	64%	41%	61%	43%	54%	44%	48%
Build pickleball courts	38%	39%	44%	37%	45%	36%	39%
Build a new recreation center (including indoor pools, fitness equipment and exercise facilities, sports courts)	63%	64%	60%	63%	61%	64%	63%
Build outdoor basketball courts	63%	52%	63%	56%	47%	60%	57%
Build more disc golf courses	37%	50%	39%	49%	34%	51%	46%
Add smaller neighborhood-based parks	87%	79%	83%	81%	76%	83%	80%
Add larger multi-purpose parks that serve the region	74%	51%	51%	56%	51%	55%	56%
Provide more off-leash dog parks	75%	66%	62%	68%	57%	70%	65%
Add/expand park shelters/small group gathering areas	84%	69%	76%	70%	77%	71%	75%
Add more opportunities for water activities/sports	82%	56%	52%	64%	62%	63%	63%
Build new playgrounds	89%	58%	77%	64%	71%	65%	67%
Add restrooms, drinking fountains, benches and amenities	92%	83%	88%	85%	85%	87%	87%
Acquire additional open space/natural areas	89%	69%	74%	72%	70%	73%	73%
Build more nature centers and environmental education	84%	57%	63%	64%	62%	65%	63%

To what extent would you support or oppose South Suburban taking any of the following actions? Percent Who Strongly or Somewhat Support	Children age 12 and under in HH	NO children age 12 and under in HH	Teenagers ages 13 to 19 in HH	NO ages 13 to 19 in HH	Adults aged 65+ in HH	NO adults aged 65+ in HH	Overall
Add food and beverage options/ rentable venues in parks	60%	49%	55%	53%	50%	55%	52%
Add recreation programs for youth (ages 13 to 19)	95%	72%	91%	77%	86%	77%	80%
Add recreation programs for children (ages 0 to 12)	95%	72%	67%	78%	85%	75%	79%
Add recreation programs for older adults (age 65 and older)	83%	79%	73%	81%	89%	78%	80%
Add recreation programs for adults (ages 20+)	85%	77%	80%	80%	82%	81%	80%
Add directional and safety signage to the existing trails	84%	74%	83%	75%	77%	77%	77%
Provide more amenities along trails and trailheads (restrooms, parking, benches, trash bins, etc.)	91%	90%	91%	90%	86%	91%	90%
Connect existing trails	99%	89%	95%	91%	88%	93%	92%
Provide more paved routes	58%	57%	53%	58%	55%	58%	57%
Provide more soft surface trails	92%	91%	88%	91%	84%	92%	89%
Provide more walkway loops that are easier for seniors, youth and those with mobility issues	93%	84%	87%	85%	88%	85%	87%
Improve energy and water use efficiency	96%	94%	91%	96%	94%	96%	95%
Expand efforts to provide inclusive and welcoming programs, parks and facilities	88%	83%	85%	85%	80%	88%	84%

Table 63: Question #11 by Presence of Children, Teenagers or Seniors in Household

Communities offer parks and recreation facilities and programs to their residents for various reasons. Tell us how strongly you agree or disagree that the District should offer services for the following purposes. Percent Who Strongly or Somewhat Agree	Children age 12 and under in HH	NO children age 12 and under in HH	Teenagers ages 13 to 19 in HH	NO ages 13 to 19 in HH	Adults aged 65+ in HH	NO adults aged 65+ in HH	Overall
Improve quality of life	97%	98%	98%	98%	96%	98%	98%
Increase property values	88%	86%	76%	88%	74%	90%	84%
Provide places for residents to maintain and improve their health	99%	98%	98%	99%	98%	98%	98%
Provide places for residents to make social connections	98%	87%	88%	90%	87%	90%	89%
Provide wellness, recreation and social activities and programs	96%	94%	92%	96%	92%	97%	95%
Provide recreational opportunities to underserved residents	92%	89%	83%	93%	90%	91%	90%
Contribute to the local economy; providing an attractive place to live, work and do business	91%	91%	89%	92%	91%	92%	92%
Attract visitors and promote tourism through special events and tournaments ¹	78%	65%	68%	68%	63%	69%	67%
Contribute to a more beautiful community	95%	95%	92%	97%	92%	96%	94%
Encourage people to spend time outdoors/in nature	99%	94%	98%	95%	91%	97%	95%
Protect the natural environment and promote environmental sustainability (for example, water quality, water conservation, air quality and so on)	97%	90%	96%	92%	88%	93%	92%
Provide mobility, with trails and paths for residents to use for exercise and for non-motorized transportation	99%	95%	98%	96%	94%	97%	96%
Provide green and natural spaces within the community with park lands and open space	99%	92%	94%	94%	93%	94%	94%
Provide opportunities to participate in athletic or sport instruction and teams	96%	83%	89%	86%	83%	87%	87%

Communities offer parks and recreation facilities and programs to their residents for various reasons. Tell us how strongly you agree or disagree that the District should offer services for the following purposes. Percent Who Strongly or Somewhat Agree	Children age 12 and under in HH	NO children age 12 and under in HH	Teenagers ages 13 to 19 in HH	NO ages 13 to 19 in HH	Adults aged 65+ in HH	NO adults aged 65+ in HH	Overall
Provide opportunities for community members to enhance their lives with cultural activities and personal enrichment classes	91%	87%	77%	90%	84%	88%	87%

Table 64: Question #13 by Presence of Children, Teenagers or Seniors in Household

Counting yourself how many people live in your household?	Children age 12 and under in HH	NO children age 12 and under in HH	Teenagers ages 13 to 19 in HH	NO ages 13 to 19 in HH	Adults aged 65+ in HH	NO adults aged 65+ in HH	Overall
One (1)	0%	27%	0%	24%	22%	19%	19%
Two (2)	5%	58%	12%	54%	55%	44%	44%
Three (3)	13%	9%	18%	7%	13%	9%	11%
Four (4)	54%	5%	47%	11%	8%	19%	19%
Five (5) or more	28%	2%	23%	5%	3%	10%	8%
Total	100%	100%	100%	100%	100%	100%	100%

Table 65: Question #13 by Presence of Children, Teenagers or Seniors in Household

Counting yourself how many people live in your household?	Children age 12 and under in HH	NO children age 12 and under in HH	Teenagers ages 13 to 19 in HH	NO ages 13 to 19 in HH	Adults aged 65+ in HH	NO adults aged 65+ in HH	Overall
Counting yourself how many people live in your household?	4.1	2.0	3.8	2.2	2.2	2.6	2.5

Table 66: Question #14 by Presence of Children, Teenagers or Seniors in Household

Do any of the following live in your household?	Children age 12 and under in HH	NO children age 12 and under in HH	Teenagers ages 13 to 19 in HH	NO ages 13 to 19 in HH	Adults aged 65+ in HH	NO adults aged 65+ in HH	Overall
Children age 12 and under	100%	0%	46%	18%	17%	24%	27%
Teenagers ages 13 to 19	29%	9%	100%	0%	5%	16%	20%
Adults aged 65 or older (including yourself)	18%	25%	7%	23%	100%	0%	31%

Table 67: Question #15 by Presence of Children, Teenagers or Seniors in Household

What is your gender?	Children age 12 and under in HH	NO children age 12 and under in HH	Teenagers ages 13 to 19 in HH	NO ages 13 to 19 in HH	Adults aged 65+ in HH	NO adults aged 65+ in HH	Overall
Female	63%	46%	68%	48%	54%	48%	51%
Male	37%	54%	32%	52%	46%	52%	49%
Total	100%	100%	100%	100%	100%	100%	100%

Table 68: Question #16 by Presence of Children, Teenagers or Seniors in Household

Which of the following best describes your age?	Children age 12 and under in HH	NO children age 12 and under in HH	Teenagers ages 13 to 19 in HH	NO ages 13 to 19 in HH	Adults aged 65+ in HH	NO adults aged 65+ in HH	Overall
18-24	5%	5%	0%	5%	4%	5%	4%
25-34	27%	20%	4%	24%	7%	26%	19%
35-44	47%	6%	15%	16%	2%	19%	15%
45-54	19%	28%	64%	21%	4%	32%	27%
55-64	0%	18%	13%	15%	5%	16%	13%
65 years or older	2%	23%	4%	20%	78%	1%	22%
Total	100%	100%	100%	100%	100%	100%	100%

Table 69: Question #17 by Presence of Children, Teenagers or Seniors in Household

What is your race/ethnicity? (Please check all that apply.)*	Children age 12 and under in HH	NO children age 12 and under in HH	Teenagers ages 13 to 19 in HH	NO ages 13 to 19 in HH	Adults aged 65+ in HH	NO adults aged 65+ in HH	Overall
American Indian or Alaskan native	3%	2%	4%	3%	1%	3%	3%
Asian or Pacific Islander	3%	4%	2%	5%	2%	5%	3%
Black or African American	4%	2%	2%	3%	1%	3%	2%
Hispanic/Latino/Spanish	7%	3%	5%	4%	3%	3%	4%
White/Caucasian	94%	91%	94%	91%	95%	92%	92%
Other	0%	3%	0%	3%	1%	2%	2%

*Percents add to more than 100% as respondents could choose more than one response.

Appendix G: Crosstabulations of Survey Results by Age and Gender of Respondent

ANOVA and chi-square tests of significance were applied to these comparisons of survey questions. A “p-value” of 0.05 or less indicates that there is less than a 5% probability that differences observed between subgroups are due to chance; or in other words, a greater than 95% probability that the differences observed are “real.” Cells shaded grey indicate statistically significant differences ($p \leq .05$) between at least two of the subgroups.

Table 70: Question #1 by Age and Gender of Respondent

Have you heard of or visited any of the South Suburban Park and Recreation District facilities, programs, parks, trails or natural areas?	18-34	35-54	55+	Male	Female	Overall
Never heard of or visited	0%	2%	1%	0%	2%	1%
Heard of, but never visited	5%	7%	9%	9%	5%	8%
Visited	95%	91%	90%	91%	93%	91%
Total	100%	100%	100%	100%	100%	100%

Table 71: Question #2 by Age and Gender of Respondent

During the past year, have you or any member of your household participated in any of the District's recreation programs?	18-34	35-54	55+	Male	Female	Overall
No	56%	46%	48%	52%	46%	49%
Yes	21%	53%	48%	39%	48%	44%
Not sure	23%	2%	4%	9%	5%	7%
Total	100%	100%	100%	100%	100%	100%

Table 72: Question #3 by Age and Gender of Respondent

How easy or difficult it is to find information about South Suburban Parks and Recreation offerings?	18-34	35-54	55+	Male	Female	Overall
Very easy	31%	58%	51%	46%	51%	49%
Somewhat easy	61%	32%	41%	45%	39%	42%
Somewhat difficult	9%	10%	7%	9%	9%	9%
Very difficult	0%	0%	0%	0%	0%	0%
Total	100%	100%	100%	100%	100%	100%

Table 73: Question #4 part 1by Age and Gender of Respondent

Below is a list of some facilities/places operated by South Suburban Park and Recreation District. Please indicate whether you or anyone in your household have used these facilities in the last 12 months, and whether you think these facilities need improvements/upgrades. Percent Who Have Used						
	18-34	35-54	55+	Male	Female	Overall
Littleton Golf & Tennis Club	5%	14%	21%	17%	11%	14%
Lone Tree Golf Course & Hotel	5%	16%	26%	21%	12%	16%
South Suburban Golf Course	11%	23%	34%	24%	22%	23%
Family Sports Center Golf Course	3%	19%	18%	15%	14%	15%
Colorado Journey Miniature Golf	17%	39%	24%	30%	28%	28%
Family Sports Center	12%	29%	13%	16%	21%	19%
David A. Lorenz Regional Park	25%	28%	8%	22%	21%	21%
County Line BMX Track	6%	4%	1%	3%	4%	3%
Cornerstone Batting Cages	19%	11%	3%	12%	10%	11%
South Suburban Ice Arena	11%	24%	12%	16%	16%	16%
Family Sports Center Ice Arena	5%	13%	6%	5%	10%	9%
Sheridan Recreation Center	8%	9%	7%	10%	7%	8%
Goodson Recreation Center	40%	50%	48%	44%	50%	46%
Lone Tree Recreation Center	15%	35%	30%	21%	33%	28%
Douglas H. Buck Community Recreation Center	14%	40%	39%	31%	35%	33%
Holly Tennis Center	0%	10%	6%	6%	6%	6%
Tennis Center and Park at Lone Tree Golf Course	0%	8%	2%	2%	5%	4%
Other tennis courts	5%	11%	7%	11%	6%	8%
Ben Franklin Pool	14%	16%	7%	10%	14%	12%
Harlow Park/Pool	11%	6%	3%	7%	7%	6%
Holly Park, Pool, Tennis	8%	12%	7%	7%	12%	9%
Cook Creek Park/Pool/Tennis	17%	14%	5%	13%	12%	12%
Hudson Gardens	52%	42%	44%	45%	46%	45%
South Platte Park/Carson Nature Center	27%	42%	31%	40%	30%	34%
Cornerstone Skate Park	14%	11%	6%	16%	5%	10%

Below is a list of some facilities/places operated by South Suburban Park and Recreation District. Please indicate whether you or anyone in your household have used these facilities in the last 12 months, and whether you think these facilities need improvements/upgrades. Percent Who Have Used	18-34	35-54	55+	Male	Female	Overall
Sheridan Community Park – Skate Park	5%	0%	1%	3%	1%	2%
South Suburban trails and walkways	79%	84%	71%	76%	82%	78%
South Suburban natural areas/open space	68%	65%	51%	60%	63%	60%
Outdoor sports fields (e.g. soccer, football, basketball)	25%	50%	13%	31%	33%	32%
Outdoor sports courts (e.g. pickleball, basketball)	5%	11%	5%	10%	5%	7%
Interactive water features (e.g. splash pads)	18%	18%	4%	5%	21%	14%
Playgrounds (like DeKoevend Park)	50%	50%	26%	35%	49%	42%
Small neighborhood parks	70%	72%	57%	65%	70%	66%
Large community parks (such as Ketring or Sheridan Park)	46%	38%	33%	41%	38%	39%
Recreation programs and activities	24%	42%	34%	31%	39%	34%
South Suburban website	62%	74%	54%	63%	67%	64%

Table 74: Question #4 part 2 by Age and Gender of Respondent

Below is a list of some facilities/places operated by South Suburban Park and Recreation District. Please indicate whether you or anyone in your household have used these facilities in the last 12 months, and whether you think these facilities need improvements/upgrades. Percent Who Think Facility Needs A Lot or Some Improvement						
	18-34	35-54	55+	Male	Female	Overall
Littleton Golf & Tennis Club	0%	47%	47%	46%	37%	41%
Lone Tree Golf Course & Hotel	0%	20%	29%	23%	20%	21%
South Suburban Golf Course	58%	36%	52%	57%	38%	47%
Family Sports Center Golf Course	0%	27%	38%	35%	24%	27%
Colorado Journey Miniature Golf	74%	50%	42%	60%	48%	53%
Family Sports Center	60%	29%	34%	31%	43%	37%
David A. Lorenz Regional Park	19%	23%	20%	20%	22%	21%
County Line BMX Track	0%	19%	7%	0%	14%	10%
Cornerstone Batting Cages	60%	7%	12%	49%	17%	30%
South Suburban Ice Arena	0%	46%	41%	40%	34%	34%
Family Sports Center Ice Arena	0%	36%	40%	43%	32%	33%
Sheridan Recreation Center	33%	31%	31%	37%	30%	32%
Goodson Recreation Center	35%	60%	68%	56%	59%	57%
Lone Tree Recreation Center	29%	17%	41%	31%	23%	27%
Douglas H. Buck Community Recreation Center	29%	22%	37%	27%	32%	29%
Holly Tennis Center	0%	31%	18%	30%	18%	22%
Tennis Center and Park at Lone Tree Golf Course	0%	0%	14%	0%	6%	4%
Other tennis courts	0%	35%	28%	11%	40%	28%
Ben Franklin Pool	17%	43%	16%	21%	36%	28%
Harlow Park/Pool	35%	43%	18%	27%	39%	34%
Holly Park, Pool, Tennis	0%	34%	6%	0%	28%	16%
Cook Creek Park/Pool/Tennis	0%	24%	15%	5%	19%	14%
Hudson Gardens	25%	23%	28%	31%	21%	25%
South Platte Park/Carson Nature Center	0%	31%	23%	24%	20%	22%
Cornerstone Skate Park	70%	28%	11%	62%	22%	40%

Below is a list of some facilities/places operated by South Suburban Park and Recreation District. Please indicate whether you or anyone in your household have used these facilities in the last 12 months, and whether you think these facilities need improvements/upgrades. Percent Who Think Facility Needs A Lot or Some Improvement	18-34	35-54	55+	Male	Female	Overall
Sheridan Community Park – Skate Park	0%	0%	7%	0%	3%	2%
South Suburban trails and walkways	24%	55%	43%	52%	37%	43%
South Suburban natural areas/open space	20%	42%	31%	47%	22%	33%
Outdoor sports fields (e.g. soccer, football, basketball)	26%	30%	28%	35%	26%	29%
Outdoor sports courts (e.g. pickleball, basketball)	0%	14%	19%	9%	15%	12%
Interactive water features (e.g. splash pads)	14%	5%	12%	0%	12%	9%
Playgrounds (like DeKoevend Park)	26%	41%	23%	28%	36%	32%
Small neighborhood parks	14%	36%	34%	24%	34%	29%
Large community parks (such as Ketring or Sheridan Park)	26%	39%	31%	43%	27%	33%
Recreation programs and activities	33%	40%	41%	43%	38%	40%
South Suburban website	37%	68%	45%	62%	50%	54%

Table 75: Question #5 by Age and Gender of Respondent

Please CHECK ALL the reasons that prevent you or other members of your household from using South Suburban recreation facilities, programs, parks, trails or natural areas more often.*	18-34	35-54	55+	Male	Female	Overall
I/we are not interested	3%	16%	15%	14%	10%	13%
Don't offer the programs I/we want	21%	5%	5%	11%	8%	9%
It is too expensive	20%	21%	11%	11%	24%	17%
The hours are not convenient for me	27%	12%	5%	10%	16%	13%
Facilities are booked or full when needed	0%	12%	5%	7%	7%	7%
Customer service is poor/not welcoming	3%	5%	3%	4%	3%	4%
Not available year-round	0%	6%	3%	4%	1%	3%
Facilities are not accessible or designed for people with disabilities	0%	1%	2%	0%	1%	1%
Other:	8%	14%	14%	15%	11%	13%
Unfamiliar with South Suburban offerings	43%	21%	7%	29%	15%	21%
Other facilities are easier to travel to	6%	12%	6%	6%	11%	8%
Other facilities are better maintained	14%	7%	5%	9%	7%	8%
Other facilities have nicer locker rooms	11%	5%	4%	7%	7%	6%
Other facilities have more or better equipment	8%	13%	4%	13%	5%	9%
Poor quality of instructors/coaches	9%	6%	1%	4%	6%	5%
I like working out in a female/male-only environment	0%	1%	1%	0%	1%	1%
None, we use South Suburban recreation facilities, programs, parks, trails or natural areas often	43%	47%	55%	51%	47%	48%

*Percents add to more than 100% as respondents could choose more than one response.

Table 76: Question #6 by Age and Gender of Respondent

I consider South Suburban Parks and Recreation services. . . A human service that contributes to the community's physical, emotional and social welfare, offering services funded by tax dollars OR A business that serves people who can afford to pay for the services through higher user fees	18-34	35-54	55+	Male	Female	Overall
Completely a human service	37%	32%	36%	32%	38%	35%
Somewhat a human service	21%	28%	26%	24%	27%	26%
A little bit a human service	31%	22%	20%	29%	19%	23%
A little bit a business	8%	6%	10%	6%	8%	8%
Somewhat a business	3%	5%	3%	3%	4%	4%
Completely a business	0%	7%	4%	5%	4%	5%
Total	100%	100%	100%	100%	100%	100%
Average Rating Where -3 is Completely "A human service" and +3 is Completely "A business"	-1.7	-1.4	-1.5	-1.5	-1.6	-1.5

Table 77: Question #7 by Age and Gender of Respondent

South Suburban Parks and Recreation program offerings should . . . Focus mostly on a few traditional popular sports and activities (e.g. softball, soccer, baseball, basketball, youth football, etc.) because those serve the most number of people OR Offer fewer popular sports and fitness activities and include diverse opportunities (e.g., art classes, nature camps, downhill mountain biking, skateboarding, pickleball, disc golf, etc.) that individually may not serve as many people	18-34	35-54	55+	Male	Female	Overall
Completely few traditional sports and activities	0%	11%	11%	9%	8%	9%
Somewhat few traditional sports and activities	5%	18%	13%	18%	7%	13%
A little bit few traditional sports and activities	15%	35%	33%	29%	31%	29%
A little bit diverse opportunities	35%	22%	22%	17%	33%	25%
Somewhat diverse opportunities	19%	11%	14%	15%	13%	14%
Completely diverse opportunities	25%	4%	7%	12%	8%	10%
Total	100%	100%	100%	100%	100%	100%
Average Rating Where -3 is Completely "Focus mostly on a few traditional sports and activities" and +3 is Completely "Offer diverse opportunities"	1.2	-0.5	-0.2	-0.1	0.1	0.0

Table 78: Question #8 by Age and Gender of Respondent

<p>What do you think should be the funding priority of South Suburban in the next few years? Focus on taking better care of what we have and improve the condition and appeal of parks, trails, open spaces and recreation. This means new parks, open spaces, trails or facilities would not be built or acquired. OR Invest in acquiring open space and park land and building recreation/community centers in response to the increasing population; be visionary for the future. This means the existing facilities would not receive significant improvements.</p>	18-34	35-54	55+	Male	Female	Overall
Completely focus on taking care of what we have	38%	21%	29%	28%	27%	28%
Somewhat focus on taking care of what we have	13%	26%	27%	27%	18%	23%
A little bit focus on taking care of what we have	19%	21%	20%	21%	20%	21%
A little bit invest in more	3%	17%	15%	10%	16%	13%
Somewhat invest in more	17%	8%	6%	6%	13%	9%
Completely invest in more	10%	7%	4%	9%	6%	7%
Total	100%	100%	100%	100%	100%	100%
Average Rating Where -3 is Completely "Focus on taking better care of what we have" and +3 is Completely "Invest in opportunities"	-0.9	-0.8	-1.2	-1.1	-0.8	-1.0

Table 79: Question #9 and #10 by Age and Gender of Respondent

To what extent would you support or oppose South Suburban taking any of the following actions? Percent Who Strongly or Somewhat Support	18-34	35-54	55+	Male	Female	Overall
Build baseball/softball fields	54%	63%	65%	67%	54%	61%
Build a new ice facility	34%	38%	41%	36%	41%	37%
Build multi-purpose fields (soccer, football and lacrosse fields)	65%	73%	70%	77%	63%	70%
Build skate parks	44%	38%	36%	43%	36%	39%
Build an indoor sports turf facility	55%	47%	31%	42%	47%	44%
Build outdoor pools	70%	72%	55%	67%	66%	66%
Build tennis courts	35%	57%	45%	46%	52%	48%
Build pickleball courts	14%	38%	53%	39%	40%	39%
Build a new recreation center (including indoor pools, fitness equipment and exercise facilities, sports courts)	77%	67%	50%	72%	60%	63%
Build outdoor basketball courts	65%	61%	44%	63%	52%	57%
Build more disc golf courses	60%	47%	34%	52%	42%	46%
Add smaller neighborhood-based parks	97%	77%	73%	83%	80%	80%
Add larger multi-purpose parks that serve the region	67%	56%	47%	45%	69%	56%
Provide more off-leash dog parks	83%	65%	48%	67%	64%	65%
Add/expand park shelters/small group gathering areas	77%	74%	74%	74%	76%	75%
Add more opportunities for water activities/sports	69%	68%	52%	63%	66%	63%
Build new playgrounds	74%	68%	62%	68%	68%	67%
Add restrooms, drinking fountains, benches and amenities	88%	89%	85%	91%	84%	87%
Acquire additional open space/natural areas	91%	72%	61%	74%	76%	73%
Build more nature centers and environmental education	74%	65%	54%	59%	70%	63%
Add food and beverage options/ rentable venues in parks	64%	57%	38%	55%	52%	52%
Add recreation programs for youth (ages 13 to 19)	79%	81%	82%	82%	80%	80%
Add recreation programs for children (ages 0 to 12)	77%	82%	79%	84%	76%	79%
Add recreation programs for older adults (age 65 and older)	81%	76%	86%	87%	77%	80%
Add recreation programs for adults (ages 20+)	90%	72%	82%	80%	81%	80%

To what extent would you support or oppose South Suburban taking any of the following actions? Percent Who Strongly or Somewhat Support	18-34	35-54	55+	Male	Female	Overall
Add directional and safety signage to the existing trails	65%	83%	79%	82%	73%	77%
Provide more amenities along trails and trailheads (restrooms, parking, benches, trash bins, etc.)	94%	91%	87%	95%	87%	90%
Connect existing trails	95%	96%	88%	93%	93%	92%
Provide more paved routes	49%	63%	57%	61%	55%	57%
Provide more soft surface trails	97%	91%	82%	96%	85%	89%
Provide more walkway loops that are easier for seniors, youth and those with mobility issues	77%	91%	88%	87%	88%	87%
Improve energy and water use efficiency	100%	95%	92%	98%	94%	95%
Expand efforts to provide inclusive and welcoming programs, parks and facilities	96%	85%	76%	88%	82%	84%

Table 80: Question #11 by Age and Gender of Respondent

Communities offer parks and recreation facilities and programs to their residents for various reasons. Tell us how strongly you agree or disagree that the District should offer services for the following purposes. Percent Who Strongly or Somewhat Agree						
	18-34	35-54	55+	Male	Female	Overall
Improve quality of life	100%	98%	96%	99%	97%	98%
Increase property values	83%	89%	81%	88%	83%	84%
Provide places for residents to maintain and improve their health	100%	99%	97%	100%	98%	98%
Provide places for residents to make social connections	100%	90%	81%	89%	90%	89%
Provide wellness, recreation and social activities and programs	97%	98%	90%	97%	94%	95%
Provide recreational opportunities to underserved residents	97%	90%	87%	94%	88%	90%
Contribute to the local economy; providing an attractive place to live, work and do business	94%	93%	89%	96%	90%	92%
Attract visitors and promote tourism through special events and tournaments ¹	78%	72%	56%	69%	70%	67%
Contribute to a more beautiful community	92%	98%	92%	95%	95%	94%
Encourage people to spend time outdoors/in nature	100%	98%	90%	97%	95%	95%
Protect the natural environment and promote environmental sustainability (for example, water quality, water conservation, air quality and so on)	100%	95%	84%	92%	95%	92%
Provide mobility, with trails and paths for residents to use for exercise and for non-motorized transportation	100%	97%	94%	97%	97%	96%
Provide green and natural spaces within the community with park lands and open space	100%	94%	91%	94%	97%	94%
Provide opportunities to participate in athletic or sport instruction and teams	87%	92%	81%	89%	88%	87%
Provide opportunities for community members to enhance their lives with cultural activities and personal enrichment classes	97%	87%	81%	90%	87%	87%

Table 81: Question #13 by Age and Gender of Respondent

Counting yourself how many people live in your household?	18-34	35-54	55+	Male	Female	Overall
One (1)	16%	15%	24%	19%	19%	19%
Two (2)	48%	29%	60%	51%	37%	44%
Three (3)	11%	10%	11%	8%	13%	11%
Four (4)	19%	31%	4%	16%	21%	19%
Five (5) or more	6%	15%	0%	6%	10%	8%
Total	100%	100%	100%	100%	100%	100%

Table 82: Question #13 by Age and Gender of Respondent

Counting yourself how many people live in your household?	18-34	35-54	55+	Male	Female	Overall
Counting yourself how many people live in your household?	2.5	3.0	2.0	2.4	2.7	2.5

Table 83: Question #14 by Age and Gender of Respondent

Do any of the following live in your household?	18-34	35-54	55+	Male	Female	Overall
Children age 12 and under	33%	42%	2%	21%	34%	27%
Teenagers ages 13 to 19	3%	35%	11%	13%	25%	20%
Adults aged 65 or older (including yourself)	14%	5%	69%	28%	33%	31%

Table 84: Question #15 by Age and Gender of Respondent

What is your gender?	18-34	35-54	55+	Male	Female	Overall
Female	49%	51%	54%	0%	100%	51%
Male	51%	49%	46%	100%	0%	49%
Total	100%	100%	100%	100%	100%	100%

Table 85: Question #16 by Age and Gender of Respondent

Which of the following best describes your age?	18-34	35-54	55+	Male	Female	Overall
18-24	18%	0%	0%	8%	1%	4%
25-34	82%	0%	0%	18%	22%	19%
35-44	0%	35%	0%	17%	13%	15%
45-54	0%	65%	0%	26%	29%	27%
55-64	0%	0%	36%	12%	13%	13%
65 years or older	0%	0%	64%	20%	22%	22%
Total	100%	100%	100%	100%	100%	100%

Table 86: Question #17 by Age and Gender of Respondent

What is your race/ethnicity? (Please check all that apply.)*	18-34	35-54	55+	Male	Female	Overall
American Indian or Alaskan native	3%	4%	1%	2%	4%	3%
Asian or Pacific Islander	9%	2%	1%	3%	4%	3%
Black or African American	0%	5%	1%	2%	2%	2%
Hispanic/Latino/Spanish	3%	5%	3%	3%	5%	4%
White/Caucasian	91%	91%	95%	93%	91%	92%
Other	6%	0%	1%	4%	0%	2%

*Percents add to more than 100% as respondents could choose more than one response.

Appendix H: Responses to Survey Questions – Open Participation Online Survey

The same survey that was mailed to a random selection of residents was also made available online. The URL link to the survey was publicized by the District. A total of 1,784 individuals answered the first question on the survey; 1,232 answered the last question. Comparisons of the Open Participation survey to the Scientific Survey can be found in *Appendix J*.

The following tables show the complete set of responses for each question on the survey from the open participation online survey. For one of the questions, two tables are provided, one that includes the “don’t know” responses and one that excludes the “don’t know” responses.

Table 87: Question #1

Have you heard of or visited any of the South Suburban Park and Recreation District facilities, programs, parks, trails or natural areas?	Percent of respondents	Number of respondents
Never heard of or visited	0%	N=7
Heard of, but never visited	3%	N=46
Visited	97%	N=1731
Total	100%	N=1784

Table 88: Question #2

During the past year, have you or any member of your household participated in any of the District's recreation programs?	Percent of respondents	Number of respondents
No	34%	N=593
Yes	62%	N=1084
Not sure	4%	N=64
Total	100%	N=1741

Table 89: Question #3

How easy or difficult it is to find information about South Suburban Parks and Recreation offerings?	Percent of respondents	Number of respondents
Very easy	43%	N=737
Somewhat easy	48%	N=832
Somewhat difficult	9%	N=151
Very difficult	0%	N=7
Total	100%	N=1727

Table 90: Question #4 part 1

Below is a list of some facilities/places operated by South Suburban Park and Recreation District. Please indicate whether you or anyone in your household have used these facilities in the last 12 months, and whether you think these facilities need improvements/upgrades. Used	Yes		No		Total	
	%	N	%	N	%	N
Littleton Golf & Tennis Club	27%	N=280	73%	N=771	100%	N=1051
Lone Tree Golf Course & Hotel	30%	N=326	70%	N=744	100%	N=1070
South Suburban Golf Course	37%	N=402	63%	N=697	100%	N=1099
Family Sports Center Golf Course	21%	N=210	79%	N=791	100%	N=1001
Colorado Journey Miniature Golf	35%	N=355	65%	N=664	100%	N=1019
Family Sports Center	35%	N=356	65%	N=656	100%	N=1012
David A. Lorenz Regional Park	28%	N=282	72%	N=718	100%	N=1000
County Line BMX Track	5%	N=50	95%	N=889	100%	N=939
Cornerstone Batting Cages	13%	N=129	87%	N=829	100%	N=958
South Suburban Ice Arena	25%	N=246	75%	N=741	100%	N=987
Family Sports Center Ice Arena	18%	N=168	82%	N=784	100%	N=952
Sheridan Recreation Center	16%	N=152	84%	N=807	100%	N=959
Goodson Recreation Center	63%	N=733	37%	N=427	100%	N=1160
Lone Tree Recreation Center	50%	N=538	50%	N=534	100%	N=1072
Douglas H. Buck Community Recreation Center	51%	N=553	49%	N=526	100%	N=1079
Holly Tennis Center	11%	N=103	89%	N=841	100%	N=944
Tennis Center and Park at Lone Tree Golf Course	10%	N=95	90%	N=840	100%	N=935
Other tennis courts	14%	N=134	86%	N=815	100%	N=949
Ben Franklin Pool	20%	N=195	80%	N=761	100%	N=956
Harlow Park/Pool	7%	N=65	93%	N=861	100%	N=926
Holly Park, Pool, Tennis	14%	N=131	86%	N=815	100%	N=946
Cook Creek Park/Pool/Tennis	26%	N=251	74%	N=724	100%	N=975
Hudson Gardens	56%	N=608	44%	N=481	100%	N=1089
South Platte Park/Carson Nature Center	46%	N=468	54%	N=550	100%	N=1018
Cornerstone Skate Park	10%	N=92	90%	N=839	100%	N=931
Sheridan Community Park – Skate Park	4%	N=35	96%	N=871	100%	N=906
South Suburban trails and walkways	84%	N=995	16%	N=194	100%	N=1189
South Suburban natural areas/open space	69%	N=751	31%	N=337	100%	N=1088
Outdoor sports fields (e.g. soccer, football, basketball)	51%	N=525	49%	N=504	100%	N=1029
Outdoor sports courts (e.g. pickleball, basketball)	15%	N=142	85%	N=800	100%	N=942
Interactive water features (e.g. splash pads)	25%	N=239	75%	N=703	100%	N=942
Playgrounds (like DeKoevend Park)	52%	N=535	48%	N=497	100%	N=1032
Small neighborhood parks	79%	N=912	21%	N=238	100%	N=1150
Large community parks (such as Ketring or Sheridan Park)	40%	N=389	60%	N=594	100%	N=983
Recreation programs and activities	54%	N=560	46%	N=474	100%	N=1034
South Suburban website	80%	N=932	20%	N=227	100%	N=1159

Table 91: Question #4 part 2

Below is a list of some facilities/places operated by South Suburban Park and Recreation District. Please indicate whether you or anyone in your household have used these facilities in the last 12 months, and whether you think these facilities need improvements/upgrades. Need Improvement?	Yes, a lot		Yes, a little		None		Total	
	%	N	%	N	%	N	%	N
Littleton Golf & Tennis Club	14%	N=43	47%	N=141	39%	N=118	100%	N=302
Lone Tree Golf Course & Hotel	12%	N=38	37%	N=121	51%	N=166	100%	N=325
South Suburban Golf Course	21%	N=83	45%	N=175	34%	N=134	100%	N=392
Family Sports Center Golf Course	9%	N=21	46%	N=112	45%	N=109	100%	N=242
Colorado Journey Miniature Golf	10%	N=34	49%	N=171	41%	N=144	100%	N=349
Family Sports Center	20%	N=70	48%	N=169	32%	N=110	100%	N=349
David A. Lorenz Regional Park	19%	N=54	30%	N=86	51%	N=144	100%	N=284
County Line BMX Track	10%	N=11	17%	N=18	72%	N=76	100%	N=105
Cornerstone Batting Cages	16%	N=26	31%	N=51	53%	N=86	100%	N=163
South Suburban Ice Arena	29%	N=75	39%	N=103	32%	N=85	100%	N=263
Family Sports Center Ice Arena	15%	N=29	42%	N=80	43%	N=81	100%	N=190
Sheridan Recreation Center	24%	N=46	36%	N=68	40%	N=75	100%	N=189
Goodson Recreation Center	21%	N=134	52%	N=332	26%	N=168	100%	N=634
Lone Tree Recreation Center	8%	N=41	29%	N=145	63%	N=319	100%	N=505
Douglas H. Buck Community Recreation Center	4%	N=22	43%	N=211	53%	N=259	100%	N=492
Holly Tennis Center	10%	N=16	24%	N=37	65%	N=100	100%	N=153
Tennis Center and Park at Lone Tree Golf Course	2%	N=3	16%	N=22	82%	N=112	100%	N=137
Other tennis courts	16%	N=27	35%	N=59	49%	N=83	100%	N=169
Ben Franklin Pool	17%	N=38	36%	N=79	47%	N=105	100%	N=222
Harlow Park/Pool	19%	N=21	29%	N=32	53%	N=59	100%	N=112
Holly Park, Pool, Tennis	8%	N=13	37%	N=56	55%	N=84	100%	N=153
Cook Creek Park/Pool/Tennis	3%	N=7	26%	N=67	72%	N=186	100%	N=260
Hudson Gardens	3%	N=13	28%	N=142	69%	N=353	100%	N=508
South Platte Park/Carson Nature Center	4%	N=15	32%	N=125	65%	N=256	100%	N=396
Cornerstone Skate Park	10%	N=13	25%	N=32	64%	N=81	100%	N=126
Sheridan Community Park – Skate Park	6%	N=5	20%	N=17	75%	N=65	100%	N=87
South Suburban trails and walkways	9%	N=75	52%	N=410	39%	N=305	100%	N=790
South Suburban natural areas/open space	7%	N=40	42%	N=253	51%	N=310	100%	N=603
Outdoor sports fields (e.g. soccer, football, basketball)	22%	N=104	44%	N=202	34%	N=157	100%	N=463
Outdoor sports courts (e.g. pickleball, basketball)	12%	N=19	33%	N=54	55%	N=91	100%	N=164

Below is a list of some facilities/places operated by South Suburban Park and Recreation District. Please indicate whether you or anyone in your household have used these facilities in the last 12 months, and whether you think these facilities need improvements/upgrades. Need Improvement?	Yes, a lot		Yes, a little		None		Total	
	%	N	%	N	%	N	%	N
Interactive water features (e.g. splash pads)	8%	N=21	33%	N=82	59%	N=148	100%	N=251
Playgrounds (like DeKoevend Park)	7%	N=34	46%	N=217	46%	N=218	100%	N=469
Small neighborhood parks	10%	N=69	48%	N=332	42%	N=291	100%	N=692
Large community parks (such as Ketring or Sheridan Park)	7%	N=23	46%	N=153	48%	N=160	100%	N=336
Recreation programs and activities	8%	N=37	53%	N=250	39%	N=184	100%	N=471
South Suburban website	20%	N=147	47%	N=352	33%	N=249	100%	N=748

Table 92: Question #5

Please CHECK ALL the reasons that prevent you or other members of your household from using South Suburban recreation facilities, programs, parks, trails or natural areas more often.*	Percent of respondents	Number of respondents
I/we are not interested	8%	N=109
Don't offer the programs I/we want	13%	N=178
It is too expensive	11%	N=152
The hours are not convenient for me	13%	N=180
Facilities are booked or full when needed	11%	N=142
Customer service is poor/not welcoming	4%	N=56
Not available year-round	3%	N=37
Facilities are not accessible or designed for people with disabilities	1%	N=16
Other:	13%	N=171
Unfamiliar with South Suburban offerings	9%	N=125
Other facilities are easier to travel to	11%	N=149
Other facilities are better maintained	11%	N=153
Other facilities have nicer locker rooms	10%	N=140
Other facilities have more or better equipment	13%	N=173
Poor quality of instructors/coaches	4%	N=57
I like working out in a female/male-only environment	1%	N=18
None, we use South Suburban recreation facilities, programs, parks, trails or natural areas often	45%	N=610

**Percents add to more than 100% as respondents could choose more than one response.*

Table 93: Question #6

I consider South Suburban Parks and Recreation services. . . A human service that contributes to the community's physical, emotional and social welfare, offering services funded by tax dollars OR A business that serves people who can afford to pay for the services through higher user fees	Percent of respondents	Number of respondents
Completely a human service	34%	N=463
Somewhat a human service	32%	N=425
A little bit a human service	19%	N=255
A little bit a business	8%	N=101
Somewhat a business	5%	N=67
Completely a business	2%	N=33
Total	100%	N=1344
Average Rating Where -3 is Completely "A human service" and +3 is Completely "A business"	-1.6	N=1344

Table 94: Question #7

South Suburban Parks and Recreation program offerings should . . . Focus mostly on a few traditional popular sports and activities (e.g. softball, soccer, baseball, basketball, youth football, etc.) because those serve the most number of people OR Offer fewer popular sports and fitness activities and include diverse opportunities (e.g., art classes, nature camps, downhill mountain biking, skateboarding, pickleball, disc golf, etc.) that individually may not serve as many people	Percent of respondents	Number of respondents
Completely few traditional sports and activities	8%	N=110
Somewhat few traditional sports and activities	14%	N=189
A little bit few traditional sports and activities	28%	N=369
A little bit diverse opportunities	26%	N=342
Somewhat diverse opportunities	15%	N=203
Completely diverse opportunities	9%	N=122
Total	100%	N=1335
Average Rating Where -3 is Completely "Focus mostly on a few traditional sports and activities" and +3 is Completely "Offer diverse opportunities"	0.0	N=1335

Table 95: Question #8

What do you think should be the funding priority of South Suburban in the next few years? Focus on taking better care of what we have and improve the condition and appeal of parks, trails, open spaces and recreation. This means new parks, open spaces, trails or facilities would not be built or acquired. OR Invest in acquiring open space and park land and building recreation/community centers in response to the increasing population; be visionary for the future. This means the existing facilities would not receive significant improvements.	Percent of respondents	Number of respondents
Completely focus on taking care of what we have	22%	N=299
Somewhat focus on taking care of what we have	22%	N=290
A little bit focus on taking care of what we have	15%	N=206
A little bit invest in more	15%	N=201
Somewhat invest in more	13%	N=181
Completely invest in more	13%	N=169
Total	100%	N=1346
Average Rating Where -3 is Completely "Focus on taking better care of what we have" and +3 is Completely "Invest in opportunities"	-0.5	N=1346

Table 96: Question #9 and #10 with don't know responses

To what extent would you support or oppose South Suburban taking any of the following actions?	Strongly support		Somewhat support		Somewhat oppose		Strongly oppose		Don't know		Total	
	%	N	%	N	%	N	%	N	%	N	%	N
Build baseball/softball fields	10%	N=119	35%	N=429	22%	N=269	10%	N=124	23%	N=276	100%	10%
Build a new ice facility	11%	N=128	25%	N=299	25%	N=299	20%	N=237	21%	N=252	100%	11%
Build multi-purpose fields (soccer, football and lacrosse fields)	28%	N=343	43%	N=534	12%	N=146	6%	N=72	11%	N=137	100%	28%
Build skate parks	6%	N=69	31%	N=381	27%	N=328	18%	N=212	18%	N=220	100%	6%
Build an indoor sports turf facility	18%	N=219	28%	N=347	21%	N=252	16%	N=192	17%	N=208	100%	18%
Build outdoor pools	21%	N=255	34%	N=412	23%	N=274	12%	N=140	11%	N=136	100%	21%
Build tennis courts	11%	N=133	31%	N=371	26%	N=317	14%	N=169	18%	N=220	100%	11%
Build pickleball courts	9%	N=112	25%	N=301	20%	N=248	19%	N=227	27%	N=324	100%	9%
Build a new recreation center (including indoor pools, fitness equipment and exercise facilities, sports courts)	21%	N=260	30%	N=367	20%	N=252	15%	N=186	14%	N=173	100%	21%
Build outdoor basketball courts	9%	N=104	36%	N=442	22%	N=268	12%	N=140	21%	N=257	100%	9%
Build more disc golf courses	9%	N=106	25%	N=300	24%	N=298	19%	N=229	24%	N=289	100%	9%
Add smaller neighborhood-based parks	33%	N=415	46%	N=570	10%	N=125	4%	N=49	7%	N=90	100%	33%
Add larger multi-purpose parks that serve the region	22%	N=267	44%	N=539	19%	N=233	6%	N=77	9%	N=113	100%	22%
Provide more off-leash dog parks	24%	N=294	33%	N=405	18%	N=227	15%	N=182	11%	N=133	100%	24%
Add/expand park shelters/small group gathering areas	19%	N=233	53%	N=656	12%	N=153	4%	N=46	11%	N=139	100%	19%
Add more opportunities for water activities/sports	25%	N=304	42%	N=513	15%	N=180	5%	N=63	14%	N=168	100%	25%
Build new playgrounds	19%	N=236	50%	N=610	16%	N=190	4%	N=49	11%	N=134	100%	19%
Add restrooms, drinking fountains, benches and amenities	43%	N=542	43%	N=541	7%	N=83	2%	N=22	5%	N=61	100%	43%
Acquire additional open space/natural areas	40%	N=491	34%	N=422	13%	N=157	6%	N=76	8%	N=95	100%	40%
Build more nature centers and environmental education	28%	N=345	37%	N=448	16%	N=201	8%	N=103	11%	N=130	100%	28%

To what extent would you support or oppose South Suburban taking any of the following actions?	Strongly support		Somewhat support		Somewhat oppose		Strongly oppose		Don't know		Total	
	%	N	%	N	%	N	%	N	%	N	%	N
Add food and beverage options/ rentable venues in parks	14%	N=174	34%	N=416	23%	N=280	16%	N=197	13%	N=165	100%	14%
Add recreation programs for youth (ages 13 to 19)	35%	N=426	43%	N=526	6%	N=79	2%	N=29	13%	N=162	100%	35%
Add recreation programs for children (ages 0 to 12)	38%	N=464	42%	N=508	6%	N=71	2%	N=28	12%	N=152	100%	38%
Add recreation programs for older adults (age 65 and older)	35%	N=433	43%	N=532	5%	N=62	3%	N=35	14%	N=168	100%	35%
Add recreation programs for adults (ages 20+)	27%	N=332	47%	N=572	9%	N=108	3%	N=32	14%	N=164	100%	27%
Add directional and safety signage to the existing trails	34%	N=423	40%	N=496	12%	N=153	4%	N=51	8%	N=104	100%	34%
Provide more amenities along trails and trailheads (restrooms, parking, benches, trash bins, etc.)	41%	N=509	43%	N=533	9%	N=112	3%	N=38	4%	N=49	100%	41%
Connect existing trails	59%	N=726	32%	N=394	3%	N=39	1%	N=11	5%	N=68	100%	59%
Provide more paved routes	21%	N=259	34%	N=413	25%	N=307	9%	N=105	11%	N=138	100%	21%
Provide more soft surface trails	34%	N=409	45%	N=547	8%	N=100	3%	N=36	10%	N=127	100%	34%
Provide more walkway loops that are easier for seniors, youth and those with mobility issues	38%	N=466	43%	N=535	7%	N=82	2%	N=27	10%	N=123	100%	38%
Improve energy and water use efficiency	56%	N=702	33%	N=417	4%	N=55	2%	N=24	4%	N=55	100%	56%
Expand efforts to provide inclusive and welcoming programs, parks and facilities	36%	N=443	40%	N=494	9%	N=109	4%	N=46	12%	N=147	100%	36%

Table 97: Question #9 and #10 without don't know responses

To what extent would you support or oppose South Suburban taking any of the following actions?	Strongly support		Somewhat support		Somewhat oppose		Strongly oppose		Total	
	%	N	%	N	%	N	%	N	%	N
Build baseball/softball fields	13%	N=119	46%	N=429	29%	N=269	13%	N=124	100%	N=941
Build a new ice facility	13%	N=128	31%	N=299	31%	N=299	25%	N=237	100%	N=963
Build multi-purpose fields (soccer, football and lacrosse fields)	31%	N=343	49%	N=534	13%	N=146	7%	N=72	100%	N=1095
Build skate parks	7%	N=69	38%	N=381	33%	N=328	21%	N=212	100%	N=990
Build an indoor sports turf facility	22%	N=219	34%	N=347	25%	N=252	19%	N=192	100%	N=1010
Build outdoor pools	24%	N=255	38%	N=412	25%	N=274	13%	N=140	100%	N=1081
Build tennis courts	13%	N=133	37%	N=371	32%	N=317	17%	N=169	100%	N=990
Build pickleball courts	13%	N=112	34%	N=301	28%	N=248	26%	N=227	100%	N=888
Build a new recreation center (including indoor pools, fitness equipment and exercise facilities, sports courts)	24%	N=260	34%	N=367	24%	N=252	17%	N=186	100%	N=1065
Build outdoor basketball courts	11%	N=104	46%	N=442	28%	N=268	15%	N=140	100%	N=954
Build more disc golf courses	11%	N=106	32%	N=300	32%	N=298	25%	N=229	100%	N=933
Add smaller neighborhood-based parks	36%	N=415	49%	N=570	11%	N=125	4%	N=49	100%	N=1159
Add larger multi-purpose parks that serve the region	24%	N=267	48%	N=539	21%	N=233	7%	N=77	100%	N=1116
Provide more off-leash dog parks	27%	N=294	37%	N=405	20%	N=227	16%	N=182	100%	N=1108
Add/expand park shelters/small group gathering areas	21%	N=233	60%	N=656	14%	N=153	4%	N=46	100%	N=1088
Add more opportunities for water activities/sports	29%	N=304	48%	N=513	17%	N=180	6%	N=63	100%	N=1060
Build new playgrounds	22%	N=236	56%	N=610	18%	N=190	5%	N=49	100%	N=1085
Add restrooms, drinking fountains, benches and amenities	46%	N=542	46%	N=541	7%	N=83	2%	N=22	100%	N=1188
Acquire additional open space/natural areas	43%	N=491	37%	N=422	14%	N=157	7%	N=76	100%	N=1146
Build more nature centers and environmental education	31%	N=345	41%	N=448	18%	N=201	9%	N=103	100%	N=1097
Add food and beverage options/ rentable venues in parks	16%	N=174	39%	N=416	26%	N=280	18%	N=197	100%	N=1067
Add recreation programs for youth (ages 13 to 19)	40%	N=426	50%	N=526	7%	N=79	3%	N=29	100%	N=1060
Add recreation programs for children (ages 0 to 12)	43%	N=464	47%	N=508	7%	N=71	3%	N=28	100%	N=1071
Add recreation programs for older adults (age 65 and older)	41%	N=433	50%	N=532	6%	N=62	3%	N=35	100%	N=1062

To what extent would you support or oppose South Suburban taking any of the following actions?	Strongly support		Somewhat support		Somewhat oppose		Strongly oppose		Total	
	%	N	%	N	%	N	%	N	%	N
Add recreation programs for adults (ages 20+)	32%	N=332	55%	N=572	10%	N=108	3%	N=32	100%	N=1044
Add directional and safety signage to the existing trails	38%	N=423	44%	N=496	14%	N=153	5%	N=51	100%	N=1123
Provide more amenities along trails and trailheads (restrooms, parking, benches, trash bins, etc.)	43%	N=509	45%	N=533	9%	N=112	3%	N=38	100%	N=1192
Connect existing trails	62%	N=726	34%	N=394	3%	N=39	1%	N=11	100%	N=1170
Provide more paved routes	24%	N=259	38%	N=413	28%	N=307	10%	N=105	100%	N=1084
Provide more soft surface trails	37%	N=409	50%	N=547	9%	N=100	3%	N=36	100%	N=1092
Provide more walkway loops that are easier for seniors, youth and those with mobility issues	42%	N=466	48%	N=535	7%	N=82	2%	N=27	100%	N=1110
Improve energy and water use efficiency	59%	N=702	35%	N=417	5%	N=55	2%	N=24	100%	N=1198
Expand efforts to provide inclusive and welcoming programs, parks and facilities	41%	N=443	45%	N=494	10%	N=109	4%	N=46	100%	N=1092

Table 98: Question #11

Communities offer parks and recreation facilities and programs to their residents for various reasons. Tell us how strongly you agree or disagree that the District should offer services for the following purposes.	Strongly agree		Somewhat agree		Somewhat disagree		Strongly disagree		Total	
	%	N	%	N	%	N	%	N	%	N
Improve quality of life	76%	N=920	22%	N=265	2%	N=20	0%	N=6	100%	N=1211
Increase property values	50%	N=602	40%	N=476	7%	N=85	3%	N=37	100%	N=1200
Provide places for residents to maintain and improve their health	78%	N=942	20%	N=248	1%	N=13	1%	N=11	100%	N=1214
Provide places for residents to make social connections	47%	N=569	44%	N=532	7%	N=90	1%	N=15	100%	N=1206
Provide wellness, recreation and social activities and programs	66%	N=798	30%	N=359	3%	N=38	1%	N=12	100%	N=1207
Provide recreational opportunities to underserved residents	51%	N=615	37%	N=440	9%	N=109	3%	N=33	100%	N=1197
Contribute to the local economy; providing an attractive place to live, work and do business	58%	N=692	35%	N=424	6%	N=69	1%	N=17	100%	N=1202
Attract visitors and promote tourism through special events and tournaments ¹	26%	N=304	40%	N=470	27%	N=319	8%	N=94	100%	N=1187
Contribute to a more beautiful community	69%	N=825	29%	N=347	2%	N=25	1%	N=7	100%	N=1204
Encourage people to spend time outdoors/in nature	72%	N=865	26%	N=308	2%	N=24	1%	N=9	100%	N=1206
Protect the natural environment and promote environmental sustainability (for example, water quality, water conservation, air quality and so on)	64%	N=767	30%	N=358	4%	N=52	2%	N=23	100%	N=1200
Provide mobility, with trails and paths for residents to use for exercise and for non-motorized transportation	66%	N=784	30%	N=362	3%	N=38	1%	N=10	100%	N=1194
Provide green and natural spaces within the community with park lands and open space	72%	N=872	24%	N=294	2%	N=26	1%	N=12	100%	N=1204
Provide opportunities to participate in athletic or sport instruction and teams	53%	N=636	39%	N=464	6%	N=70	2%	N=21	100%	N=1191
Provide opportunities for community members to enhance their lives with cultural activities and personal enrichment classes	45%	N=537	42%	N=496	10%	N=117	3%	N=36	100%	N=1186

Table 99: Question #13

Counting yourself how many people live in your household?	Percent of respondents	Number of respondents
One (1)	8%	N=89
Two (2)	32%	N=355
Three (3)	16%	N=182
Four (4)	27%	N=305
Five (5) or more	16%	N=181
Total	100%	N=1112

Table 100: Question #13

Counting yourself how many people live in your household?	Average	Minimum	Percentile 25	Median	Percentile 75	Maximum	Number of respondents
Counting yourself how many people live in your household?	3.2	1	2	3	4	8	N=1112

Table 101: Question #14

Do any of the following live in your household?	Yes		No		Total	
	%	N	%	N	%	N
Children age 12 and under	48%	N=534	52%	N=568	100%	N=1102
Teenagers ages 13 to 19	27%	N=283	73%	N=770	100%	N=1053
Adults aged 65 or older (including yourself)	31%	N=340	69%	N=762	100%	N=1102

Table 102: Question #15

What is your gender?	Percent of respondents	Number of respondents
Female	65%	N=799
Male	35%	N=433
Total	100%	N=1232

Table 103: Question #16

Which of the following best describes your age?	Percent of respondents	Number of respondents
18-24	0%	N=3
25-34	8%	N=95
35-44	29%	N=360
45-54	24%	N=298
55-64	20%	N=248
65 years or older	19%	N=235
Total	100%	N=1239

Table 104: Question #17

What is your race/ethnicity? (Please check all that apply.)*	Percent of respondents	Number of respondents
American Indian or Alaskan native	1%	N=12
Asian or Pacific Islander	2%	N=21
Black or African American	1%	N=6
Hispanic/Latino/Spanish	4%	N=53
White/Caucasian	94%	N=1126
Other	2%	N=23

**Percents add to more than 100% as respondents could choose more than one response.*

Appendix I: Verbatim Responses to Open-ended Questions from Open Participation Online Survey

Following are verbatim responses to the open-ended question on the survey, sorted alphabetically. The verbatim responses were not edited for grammar or punctuation.

Question 5: Please CHECK ALL the reasons that prevent you or other members of your household from using South Suburban recreation facilities, programs, parks, trails or natural areas more often. "Other" responses.

- 24 hour Fitness is better
- Ai need to get motivated
- At the Buck, parking/classes are a zoo in the morning. There needs to be better scheduling of class times. I cannot take my disabled daughter in the therapy pool even if there are only a few participating in a class and there is plenty of room. We have often been shut out. The open therapy pool times are very few and inconvenient
- belong to another gym
- Busy family
- busy working
- Class booked has been cancelled twice in one year; not enough tennis offerings for high schoolers at Littleton tennis bubble
- classes have stopped being offered
- Cook Creek pool is full all summer with children bused in from day camps. I do not feel it is safe to take my baby there with so many other children.
- Cook creek pool should be a lone tree pool
- Dark locker room at lone tree. Do not seem that clean. The pools are good at goods on and lone tree. Need more room for Jackie lemay's class on Saturday mornings with better ventilation. Jackie is a SUPER instructor.
- Didn't live close until now
- Dogs off lease
- Don't have the money
- Don't have time
- Facilities are not close to me.
- Fields are poor
- getting an ID card often is a pain
- Goodson is TOO HOT in the summer, needs more AC and AC for the gym.
- Goodson -lack of AC
- Goodson Rec Center is closest to us and seems to be more geared toward the Silver Sneaker population - not as much to offer for families with younger kids.
- Great job. I'd like to go to outdoor pools more but they're busy, lots of chlorine (I like the non-chlorine option)
- Have not made more time
- Haven't lived here very long
- I am a member at GAC
- I belong to 24Hour Fitness, so use them for exercise because of convenience to work. Use the parks more for family outings, picnics, walking & biking trails, etc.
- I haven't put in the effort.
- I use the trails for riding and walking extensively. For the most part, a good job it done. South Suburban tries to be all things to all people and winds up being mediocre. The board is obsessed with more money and bigger budgets. Stop trying to be such a big dog!

- I use what I like but I should explore more outdoor options (that's my own fault ;))
- I would like you to buy the Foxridge Swim and Racquet Club tennis courts
- I'm a senior citizen.
- I'm very busy
- Involved in activities that take us to other recreation areas
- It is hard for me to figure out where some of the facilities actually are and what each facility offers. The location names and list of activities at facilities doesn't always line up in the print booklet and it is confusing. Have not visited the website.
- I've had physical therapy for awhile and use the PERFECT open space behind our house for exercise.
- just laziness
- Just like boutique exercise places
- just moved here
- Just moved here and still getting settled
- Just moved here, getting settled.
- Just moved to Centennial
- Just moved to this district
- Kids are grown, lost my job, no income to enjoy much
- Lack of available playing fields for baseball and soccer in our part of Sheridan
- Lack of motivation
- Lack of Personal time
- lack of time
- Lazy
- Lifetime Fitness
- Lighting for pickleball at Lone Tree is terrible due to glare. This could be upgraded by the use of "Designer Screens."
- Limited childcare hours
- limited number of cycling classes at Buck
- Live closer to Foothills facilities
- Lone Tree indoor pool is too cold for young children!
- Lone Tree rec center is way too hot both in winter and summer
- Lone tree rec center-poor room for spinning classes...a kitchen!.....seriously?. Facility needs to be enlarged with more aerobic workout rooms.
- Love the bike trails
- LT Rec Ctr Ladies Shower area is a disgrace! Lately there is no hot water!
- Member of Greenwood Athletic
- More travel than we want
- Need a 50 M Swimming facility for competitions
- Need a dog park in de koevend park!
- Need another hockey rink
- Need motivation
- need some trail improvements
- No excuses.
- No kids yet
- not close to where we live
- Not enough time
- Not enough time for us to make use of everything that we'd like to use
- not sspr member
- Not very clean

- Only have tai chi during the work day and classes are a tad expensive
- paid for household, but 9 yr. old cant use wieghts and work out room, and whenever we hoped to use the racket ball, or basket ball courts, they were booked. swimming also had some hiccups, so we truly feel at his age, it is not family friendly. He also has to pay an extra five dollars to use the open gym for gymnastics. Could have gone elsewhere at the time, for less, but we try to support local business. a disappointment on that end. I had also hoped to find some day classes at Goodson, such as yoga or light impact aerobics, bu t no luck. I do use the workout machines, and like that!, but still doesn't feel like our moneys worth on the household note, when there are only two of us who are benefiting from it.
- poickle ball
- Pool at Goodson is too cold
- portapotty @ Walnut hills
- Private neighborhood pool
- Program scheduling confusion
- Program, like adult Dance, is offered at Buck, but never at Lone Tree
- Programs need to be more competitive and less dumbed down, eg basketball and baseball.
- Restuarant at South Suburban golf on Colorado Blvd is great location and should be expanded and upgraded I know this is in the plansbut that is a fabulous site. Food is affordable and should be expanded.
- Simmer
- soccer field maintenance can be slow to fix problem spots
- Some new Silver Sneakers Instructors are not as good (training, experience) as we have been used to.
- Some of the classes are not convenient for working families
- Specific to the rec centers the environment feels old and tired, not hip and fun. From the design, the people that work there and the people that frequent. as far as instructors there are a few true gems but the overall staff and quality is not consistent. The personal trainers are top notch, the class trainers are hit or miss. Lifeguards at pools are great.
- SS Ice Arena NEEDS IMPROVEMENTS IMMEDIATELY!!!
- The class we signed up for had too few interested, so was cancelled.
- The coyote population is out of control and needs to be dealt with. I feel my pets and children are unsafe
- There are no SSPR facilities convenient to Trailmark
- there is a huge need for a pool that can accomodate a swim team. SSPR does not have such a facility and with the pool closing at Arapahoe CC it's a big problem. In addition the limited amount of soccer fields is a problem and the ones we have are poorly maintained.
- They don't offer it englewood residents a resident fee
- time
- time is limited - I am a caregiver
- Time. I have very little
- Too busy to use
- too busy with other activities
- Too far
- Too far away from our home
- Too far away from TRAILMARK
- Too far away from Trailmark.
- Too spread out to use all. Sheridan to Lone Tree!
- Towel service is lacking
- Trails need to be cleaned up and better connected along and on either side of Broadway. Dangerous crossings.
- Travel

- travel a lot
- Unsure how to use
- Update and warm the pools!!!
- use the facilities often, but instructor quality could be better at times.
- Use trails and natural areas often
- Varying/random quality of instructors
- Very pleased with our experiences at South Suburban facilities--my grandchildren enjoy so much here. Keep up the good work, but don't neglect any needed improvements. We are happy to support your efforts.
- Was unhappy with the childcare. Cost was good, staff was friendly by and large, but I felt guilty leaving my kids due to little things like an unchanged diaper or unwiped nose.
- We are in Littleton but still have to pay, would like to opt in somewhere
- We are no longer able participate due to health and age.
- We go to Lifetime instead of the Lone Tree Rec Center.
- We have just recently moved into the neighborhood.
- We just moved here and are just beginning to discover all you have to offer!
- We love to use the ballpark for our dogs when it is available, but often times it isn't available because of sporting events.
- We mostly just use paved trails and open space. We do not have children but would use recreational sports programming if we did.
- We need to dedicate time to use the facilities
- We spend most of our time walking the trails.
- We use SSPR when it offers programs we are interested in, if there is room and the times work for us.
- We use the programs and parks but rarely the actual facilities due to cost
- We use trails sometimes
- We used South Suburban all the time when my children were young.
- We would sign up for a lot more programming, however, the classes offered often conflict with our other activities, but we really enjoy the programs offered.
- web site hard to navigate
- Website is not intuitive
- website is very difficult to navigate
- We've been incapacitated
- wish the playground equipment was more imaginative
- Wish you had youth music program in morning
- Work a lot
- Would like extended weekend hours
- would like to have line-dancing
- Would love sand volleyball courts
- Yoga classes not after 5
- You charge for a resident pass. You already rip me off in taxes and that should get free residence pass!
- You have rotten water aerobics instructors!

Question 12: What do you think should be the South Suburban's top priority for parks, recreation, trails, facilities and open space over the next 10 years?

- #1 Do something about the HUGE coyote problem in our neighborhoods. The coyote population has overtaken our neighborhoods. They have killed off the fox population and are killing our pets instead of the vermin. We are overrun with rats and bunnies because the coyotes go after the easier prey, our pets. It's only a matter of time before the coyotes kill a young child. They are not afraid of our human presence at all. We have begged the city of Centennial to do something. We have alerted state and county officials. We have contacted the DOW. Nobody wants to take responsibility for the problem. / / #2 Build a recreation center in between Goodson and the Family Sports center. Make a schedule that rivals 24 Hour fitness and make it affordable for the average Joe. Make your schedule friendly for people who work. Yoga classes in the middle of the day serve the elderly, not the younger professionals.
- #1 is a year-round pool that could accommodate a swim team. The popularity of that sport is soaring and yet we have no facility that addresses that need - we don't need a three lane lap pool (we have that at Buck) but we need something much bigger to accommodate a swim team. / #2 better maintained soccer fields. Again another very popular sport and the demand far exceeds the supply of quality fields.
- 1 trails 2 open space
- 1) Top quality fields for team sports. Please properly maintain the fields. Bare spots, holes, weed patches, etc. need to be addressed consistently. Be the best place for teams to play soccer or whatever team sport is on the fields at the time. / 2) Continue to make cycling paths better and better. Good quality paving, wide paths, connected to all other paths in the area. The increase in participation of cycling has really gone up so be the best community for doing this sport. / / Thank you!
- 1. A band shell in Sterne Park. 2. Focus on taking care of the facilities that we have now. We don't need any more gigantic swaths thirsty turf with no trees that only soccer teams can use. 3. Small, neighborhood parks with a picnic bench or two.
- 1. Build a dog park at Dekoevend Park. One that is grassed, no gravel or raw land. Put in a water attraction, and have a good attractive fence. Please make it an attractive and fun place for citizens and their dogs. / / 2. Keep the facilities and parks clean, attractive, and useable. / / 3. More diverse classes. / / .
- 1. Create a public information program and add signage, doggie bags and waste cans at every trailhead to make clear the rules regarding dog waste. This is an important and growing problem. / / 2. Create a public information program and add signage for cyclists: "It is Colorado law that they must give an audible signal before passing." / / 3. Widen bike paths and add more gravel paths to reduce dangerous incidents on bike paths.
- 1. link & obtain more trails / open spaces / 2. need more soccer fields / 3. splash pads / playgrounds
- 1. Maintain existing facilities and property that are used. / 2. Sell or convert vacant property to parks and multiuser fields. Example: open space on S. Prince near Mineral. / 3. More active outdoor recreation space; multiuse fields, playgrounds, ball fields. / 4. Seriously consider getting rid or repurposing properties not being used.
- A 5k/10k cross country course and additional soccer fields.
- A balanced approach that focuses on maintaining and upgrading current facilities first, and then slowly supplementing with a few new programs and facilities when and where appropriate.
- A broader offering in classes for adults such as dance, arts, music, theater, self improvement. Also make the use of your exercise facilities more affordable. With 24 hour fitness clubs coming to the area, your prices and available hours are too high for a family to afford when compared to the same parameters for the for-profit health clubs.
- A dedicated off-leash dog park is a top priority for me. Also additional trash cans along existing paths.
- A new dog park in the existing open space at deKoevend park. Currently, all that is available is the softball field when activities aren't scheduled. Having a space dedicated to dogs would satisfy many families in the area as well as the softball/baseball players that use the same field. There are many dog owners that frequently use this place to exercise their pets. It also has a strong social opportunity.

Dogs are important members of many families and using open spaces for these families to have a place to go anytime that is dedicated to dogs would be a great improvement to South Suburban's portfolio. There is great demand for this, whether it has been expressed to SS or not. Hopefully this will get some attention and come to fruition.

- A new ice arena. Maintain trail system.
- A pool and rec center in the trailmark neighborhood.
- A recreation center closer to the south western side of Littleton. All the recreation centers are 25 or more minutes away from my neighborhood.
- A splash park. I saw one in Arvada and the kids have a great time. These have water driven moving objects that the kids run around and get sprayed. As far as I know that water is filtered and re used. I went with friends and there was a shelter area with picnic tables where the whole family could sit and keep an eye on the kids. Almost like when we used to run through the sprinklers before A/C.
- A stronger focus on dog off leash areas should be amongst the top priorities.
- A top priority should be to add signage in open spaces (parks, greenbelts) about the danger of coyotes in the area. Signs should provide education on how to haze coyotes so that they do not become habituated to human presence. They should alert pet owners that their pets are always in danger in South Suburban open areas and that they should be closely watched and never let off leash.
- Access for all to safe places where people can exercise and appreciate outdoors and community connections
- Accessibility and programs for Seniors/those with mobility issues. I have a senior with mobility struggles, who has sever surgical complications requiring 24-hour care in my home. I would like to not only have options for her, but for me, the stressed and struggling caregiver as well. (HELP!) What about me??!!
- Acquire and develop another Cornerstone type complex providing more multipurpose and ball fields. To help fund and accomplish this goal, the District should terminate recreational programming that conflicts with successful existing private organizations, an example would be to tear down, rebuild and repurpose the old ice arena. In addition, terminate underused and unprofitable facilities and agreements; the district is currently maintaining far to much open space that is basically unusable as it is too small or located close to residential development. Also, rework our current agreement with the City of Sheridan regarding ownership, financing and operation. The District cannot and should not be financing the Sheridan Recreation Center and tennis courts without significant city contribution.
- Acquire as much connecting open space as practical. / Continue to maintain excellent quality and safety conditions. / Continue your outstanding work.
- Acquire as much land as possible and keep it open spaced
- Acquire as much space as possible before developers make this an undesirable area to live in. Population density is already too high. Retail and townhomes are hemming us in.
- Acquire long-term assets, like open space and parks.
- Acquire more land to ensure open spaces are available with population increase
- Acquire more land.
- Acquire more open space
- acquire more open space!!!!!!!!!!!!!!!!!!!!!! / if not left wild (preferable), use for soccer fields... / / how about the undeveloped land owned by Denver Water, on north side of Bowles? / or the field owned by Roger Smith on the southwest corner of Bowles and Platte Canyon?
- acquire more open space; improve energy efficiency in facilities (solar); encourage conservation
- Acquire more open spaces linked to existing property while encouraging planned development, limiting vehicular traffic and encouraging pedestrian and bike traffic to commercial areas. / We live in Bluffmont at Ridgeway. This is a great example. We can visit Restaurants, the Library, Arts Ctr, and do some light shopping. / More pedestrian bridges, linking open spaces and separating people from busy thoroughfares would be a positive. / Great job so far!
- acquire open space and keep as natural as possible with exceptions for trails and sanitary facilities.

- acquire open space as rapidly as possible, given the rapid development in the area. The overall quality of life for all will be improved with open space maintained in concert with development.
- Acquire part (or all ☺) of the Ensor property and add outdoor facilities to that area
- acquiring land
- Acquiring more green space.
- acquiring more open space before it is too late
- Acquiring open space along the Highline Canal by partnering with the Highline Canal Conservancy.
- Acquiring open space and parks
- Acquiring open space, and continue to have a trail system for people to use for recreation and commuting! There is already too much building going on in Littleton, so I hesitate to see any additional facilities built.
- Acquisition of more trails and open space. Connect all trails when possible and make street crossings safer. Protected bike lanes on suburban streets would be helpful in some areas, help lower speed limits on certain bike friendly streets so people can access by car, but only at 10 or 15 mph.
- Acquisition of open space
- Acquisition of park space while it is affordable and maintenance of and safety while in existing parks/facilities.
- Actually, I think you're doing a great job. Lots of activities for all cultures. Would like maybe more evening activities for people with disabilities. You put out a nice catalogue. / / Top priority: Just keep up with new communities in developing parks and walking trails. But, really, you've done a good job.
- Add facilities to Trailmark!!
- Add more aerobic classrooms. Keep the exercise areas, shower areas and lockers cleaner. Wash Windows on a regular schedule - at least yearly. The Lone Tree recenter Windows have been washed exactly once (in 2010) since it opened. The shades in the north east corner of the track were not workable for several years and then removed. The morning sun is directly in the face of the track users so the shades need to be replaced. Floors in the aerobics room need to be cleaned more often. / The Lone Tree Golf Clubhouse needs to improve the food service. /
- Add more dedicated pickleball outdoor courts in southern portion and eastern parts of district. Lap lanes in all pools in district and put pool back @ Sheridan. / Would be nice to add weekend hours @ Sheridan so we can swim or play pickleball on Saturday or Sunday.
- Add more facilities to handle the increasing interest in pickleball. Converting existing tennis courts(e.g., Sheridan Rec Center) that are not being utilized into outdoor pickleball courts. On a grander scale, build a separate facility with outdoor courts in the way that Apex Pickleball Courts have been constructed in Arvada.
- Adding bathroom and drinking water to all parks. Connecting more trails with better maps for commuting off of high traffic streets.
- Adding bathroom facilities along the Highline and connecting trails as well as smaller neighborhood parks. Improve access to more treadmill and upgrade some gym equipment.
- adding to/improving existing parks and trails. A priority on making the community walkable and bikeable is important.
- Additional facilities
- Additional soccer fields / Swimming pools that can accommodate a swim team / More rec centers that have open swim lanes during the morning /
- Address the coyote problem. They are becoming more aggressive, they live in Suburban open spaces, and visit property well away from their dens. They have increased attacks on family pets. They are not deterred by hazing. It's only a matter of time before a small child is targeted.
- Apply CSU extension techniques for ridding the area of the Japanese Beetle.
- aquatics facilities indoor and outdoor - connected trails, walking loops
- Acquire additional lands and expand/connect soft trails throughout the community
- Acquire and maintain areas throughout neighborhoods

- Acquire more land for future parks and facilities, and upgrade current ones. I live close to the Lone Tree Golf Course and it's facility, it needs a serious makeover and facelift and I think it would be used a lot more and generate more income if it was remodeled and better utilized. Also, I am close to Cook Creek pool and a few enhancements there would be well used. How about better areas to do yoga? Have loved the outdoor yoga at Beveledere park but do it every Tuesday evening in the summer? How about more advertising and emails about opportunities with South Suburban activities/sports, more emails, better website? I think the catalog twice a year is fine but I think we all use social media more these days and South Suburban needs to catch up to the times. More bike trails and additions to our current trails, trash cans, benches.....doggie bags to pick up after our furry friends?
- Acquiring more open space and park lands before it is all developed. Adding new trails.
- As our population ages, there needs to be more senior centers or exercise classes geared for those age groups. / There are already tons of playgrounds.
- As stated on the previous page: provide opportunities for everyone to improve their lives.
- At my age not sure Remember the baby boomers
- Attempt to pace the quality of the present facilities to the population growth... i.e. monitor the locales that growth is moving and insure those areas also have facilities/quality parks infrastructure that can serve them locally. At the same time, keep the care and quality of the present in place facilities up to date... attempt to insure that the tax support of the people thru the area supports the building/upkeep of what we have. / / Do you work with the school system to match in like what they have available? Work hand in hand with them to insure the younger folks are well served by the district.
- aumentar acceso y programas para gente desabiltada
- Balance maintenance and enhancements of existing facilities and parks with investments in new facilities. Offer programs and activities at a schedule for working parents. Support local sports clubs such as Littleton/United Soccer with practice fields and facility access. Offer programs such as basketball to kids at high school age and above.
- Baseball fields!
- Basic maintenance of current facilities, keep up with demand as population increases, pay instructors enough to get really good ones (no complaints until the past year or so. In fact, instructors of Silver Sneakers classes were outstanding!) Some still are. / / Keep on doing the excellent job that SS has been doing in a wide variety of activities.
- Bathroom facilities at the parks ; expanding and connecting trails
- Bathroom facilities, benches, trails
- Bathrooms, trash cans and purchase as much land as possible
- Be environmentally-conscious while / Promoting activities, nature, and sports
- Beautifying the trails and parks. More activities for younger and older people.
- Better all weather fields or better drainage for existing fields to combat Colorado's very crazy weather. I am also partial to more soccer fields having two kids who truly enjoy soccer. /
- Better batting cages/baseball facilities. Also another sports complex
- Better care of what they have.
- Better maintain existing facitieies. Our little neighborhood park needs work...the small gazebo needs painting (it is all rusty)...we need another picnic table...Etc, but the ranger I spoke with said the repair budget is quite small compared to requests so it could be years before this is done. I am tired of seeing new facilities being build, while the small parks are ignored.
- better maintain parks and waterways including ponds and lakes. / Provide lower cost entrance fees for tax paying residents. / / /
- Better maintenance of Existing facilities.
- Better quality of fields!
- better website to improve communication and use
- Bigger, better recreation centers-that offer year Round opportunities for staying active. Also better indoor and outdoor pools. The outdoor pools tend to be extremely crowded once day care buses arrive.

- Bike trails to promote commuting and interconnection across the area.
- biking and walking trails / Tennis facilities / maintain and upgrade rec centers
- Bridges on Bear Creek Trail in need of repair. A bridge near the 17th hole at Broken Tee has boards coming up on the west bound side of bridge.
- Bringing facilities closer to TrailMark which will make our incorporation into the South Suburban area more meaningful. We pay higher rates to Foothills even though we are out of district because it is closer and more convenient for us and with 4 kids, I need all the convenience I can get. It is shameful.
- Build / continue to expand a cost effective, energy efficient recreation network throughout the community that encourages a healthy life style for all ages. Remodel the Lone Tree Hotel & club house.
- Build a bike park following Denver, golden, Parker, greenwood village, castle rock, etc...
- Build a larger regional park with all weather surfaces
- Build a new ice arena , improve trails etc. and continue to acquire properties
- build a new ice rink... and improve soccer fields... highlands ranch has much better facilities
- Build a nice soccer complex to retain soccer players instead of them moving clubs to better facilities
- Build a perimeter path around Jackass Hill Park so that the aging residents of the neighborhood can receive value for their investment. / / Provide a permanent, publicly-owned connection from the Highline Canal Trail and the South Platte River Trail to the Mineral Avenue light rail station that includes Jackass Hill Park. / / Place an all-weather gazebo or shelter at the highest point of Jackass Hill Park so that citizens may sit under the shelter and enjoy the view from Longs Peak to Pikes Peak in comfort and safety.
- Build a shooting facility to promote the shooting sports and safe handling of guns.
- Build an additional Ice arena.
- Build an outdoor pool and facility with gym, climbing wall, tennis, etc for Trailmark residents. We have to travel far to go to any SSPR facility and mostly end up going to Ken Caryl or deer creek (and pay out of district fees). A pool and rec facility in Trailmark would increase our property value and allow residents easier access to enjoy what so many other neighborhoods already have. It can also act as a revenue generating facility if done right. Outdoor pool is a must!
- Build an outdoor pool in the Trailmark Neighborhood
- Build an outdoor pool or Rec center in Trailmark. It is very difficult to access rec from the west part of Littleton.
- Build another public outdoor pool and improve soccer/lacrosse playing field conditions
- Build higher quality baseball and soccer fields, while ensuring open space and trails are considered.
- Build more parks and playgrounds, find ways to conserve water, provide green transportation options
- build more pickle ball courts
- Build more top notch youth athletic facilities!
- Build new rec center and connect trails
- Build on what you have. Seniors are the fastest growing population and focus should expand in this area.
- Build pickle ball courts in Lone Tree
- building a new recreation center. improving existing outdoor pools like ben franklin and holly pool. updating or building a new ice rink.
- Building more parks for sports including baseball, football, soccer and lacrosse
- Buy more open space!!!!!!!!!!!!!!!!!!!!!!
- Buy more open spaces for future use/growth, and improve upon the existing fields. Many of the sports fields suffer from poor grass/irrigation. Accordingly, insuring the community has adequate existing and future water resources to preserve its fields is also important.
- Buy out/ improve Southbridge Swim & Raquet Club. Improve the high line canal trail to so there is better access to this area.

- Buy the Foxridge Swim and Racquet courts and open them to the public. South Suburban should have built a pool in the community in the first place. 900+ homes should have had services, so at least buy the courts.
- Buying MORE land. One of our only hopes to keep business from building on every inch of land. More growth equals more traffic for our grand kids and it is already horrible. Buying more land is a great idea to preserve the future. / I am not for SSPR building more facilities. If there is a need our economy has a way of taking care of that. A good example is fitness centers. If there is a need SSPR should get out of the way and let entrepreneurs build the buildings and make a profit. Same with swimming pools. If a neighborhood wants a swimming pool they can build one or move to a neighborhood that has one as part of their HOA. / Another high priority for SSPR is to extend more trails. No citizen can build a trail and make money. / / Bottom line if there is no way to make a profit then SSPR should step in. / / /
- Capitalizing on the current large park areas to increase/better focus the usage. Cornerstone is great during the early spring/summer, and 4th of July to socialize and have fun, but otherwise it has too many sports teams that take up parking and doesn't allow anyone to utilize the sprayground or even mini golf.
- clean up and update what they have.. start with the ice rinks
- Cleaning up areas that have gotten out of control, trees, shrubs, ponds w/algae./
- Complete recommended changes to the master plan at South Suburban Golf Course. The course gets more play than other district courses and subsidizes the courses. Failure to concentrate financial resources at SSGC may undermine the entire district golf program. The number of golfers is declining plus there are numerous other courses from which to select. / / The trail system is outstanding and well maintained. I am concerned that efforts to expand the trails and green spaces will adversely affect the funding for what already exists. The focus should be on improving existing facilities, e.g. bathrooms, and not on acquiring more property. / / Specific improvements - Clean the bathroom at the Holly tennis center, put real sand in the traps at SSGC, accelerate course improvements at SSGC
- Concentrate on environmental issues, plant more trees, more native grasses, etc.. Provide more opportunities for your growing elderly population. It's no secret that Littleton is very welcoming to elders -- don't forget them. How about more after-school programs for parents who both hold jobs -- one that could include the elderly as mentors, etc.? / Overall, I see a very well run organization with many more amenities than some of our better-funded neighbors. Could it be that we care more about our neighbors?
- Concentrate on the parks, recreation, trails, facilities and open space areas that have been the most neglected over the years. Then modernize the facilities that have the most potential to help generate revenues. / / Why are families spending \$200 a month on Life Fitness rather spending that money at SSPR?
- Connect & enhance trail system. More off-leash dog parks with taller fences - your 4-ft fences are invitations for my dogs to jump them. Take notes from the wonderful dog park in Colorado Springs that incorporates acreage, water themes, multiple trails & nice vegetation.
- Connect the many trails you have, raise the quality of the recreation centers to modern standards, acquire open space for the future. Centennial got where it is through planning for better future. If we continue that planning, we can continue to thrive.
- Connect the trails. Work in cooperation with other districts and cities to preserve the Highline Canal Trail and improve other open spaces such as Jackass Hill Park. Make all facilities, parks, and trails accessible.
- Connect trails and build large multi sport fields
- Connect trails to other cities. Make cycling safer within the district. Maintain the parks, playgrounds and facilities in the district.
- Connect trails. Improve and maintain trail system.
- Connecting and improving trails throughout the Old Littleton area.
- Connecting more Hiking and biking trail. More under pass street ways for convince and safety for hikers and bike riders.

- Connecting more soft trails for biking and walking. Make the indoor pools available many more hours. Too many times they cannot be used because of classes. The same is true for the indoor basketball courts. If residents can't use them evenings and weekends because you schedule tournaments and practices, they are not much use to the majority of us.
- Connecting spaces
- Connecting the trail system to allow more efficient walking and bike commuting and leisure
- Connecting trail networks
- Connecting trail systems, adding to them. Our family really enjoys the trails, both paved and soft surface. The more trails not with car traffic, the better and safer in our opinion!
- Connecting trails and acquiring new open space. Development is going so quickly that available open space will be covered in concrete or houses.
- Connecting trails and securing open space. Perhaps adding a new facility.
- Connecting trails especially in areas that are unsafe or neglected. For example any place that crosses I25 or from the dam at willow spring to Easter on the west side. (Between dry creek and Arapahoe on holly). / Adding Pokemon Gyms. Just checking if you are reading :)
- Connecting trails!
- Connecting trails, both paved and unpaved. Acquire and preserve open space.
- Consider indoor turf facility in Littleton(Southwest area). Continue upgrades and expansions as outlined. Trail systems are a favorite. Continue to partner with community:equestrian access etc.
- Consider needs and resources for the expanding population. But preserve natural areas. Protect those areas and the wildlife. I use the trail system and love seeing the birds and snakes. How do we protect these creatures when we love the trails so much that we impact the habitats? I don't have answers, hopefully someone does.
- Continue to acquire more open space and provide neighborhood parks with small play areas. Also continue to provide and maintain trails for walkers and bikers. A combination of paved and natural surface trails.
- Continue to acquire properties when they are not priced at a premium, like Lone Tree Golf Course. That was a great acquisition. Enhance current properties to keep them in good working condition. We enjoy the concerts at Hudson Gardens.
- Continue to enhance existing areas that cater to the majority of residents and not the minority (skate parks). Build several indoor facilities for major youth sports and continue to enhance the small residential parks. Those are very nice to have
- Continue to improve/restore the South Platte as a community resource
- Continue to keep what we already have in great condition.
- Continue to maintain and keep the quality and cleanliness of the parks, etc.
- Continue to maintain what SSPR already had and look for opportunities to add to/increase trails, parks and possibly build a new recreation facility.
- Continue to maintain/expand golf courses and hiking trails.
- Continue to offer quality services and activities at reasonable rates. Monthly rec center passes are already more expensive than a monthly membership to 24 hour fitness. If your rates increase it may become cost prohibitive to workout at the rec center.
- Continue to upgrade recreation centers not just the equipment, but bathrooms, locker rooms, gymnasiums etc. 50m olympic swimming pool. Don't think there are any right now. more baseball fields for older players with grass infields. More Turf Field options.
- Continue what you are doing like updating existing facilities. We really enjoy living in south Suburban district and believe that the services and facilities improve our property value. Keep up the good work!
- Continued acquisition of open spaces/natural areas, complemented by trail development. --Thank you!
- Continued improvement. Accessible.
- Cost effective for families in the area. Continued maintenance of equipment in the gyms, and trails.

- Create a better dog park than Dekoevend's baseball field, and Lorenz's dog park. Dog lovers as well as our dogs want/need SHADE. We also would like sandy pathways, so as not to be muddy in the rain and snow. A good example of this is Rovers Run in Highlands Ranch. They have several large covered areas for humans, they have planted a few trees for shade when they get bigger, use sand on the walking area for us humans, have running water in the summer for the pups AND have a nice restroom area ACROSS the street at Redstone Park. Two other good dog parks are at Soltera near Morrison/RedRocks in Lakewood and Little Bear dog park near Evergreen. Ridgeway's is pretty darn good too! SSPR's are terrible in comparison! There are a few decent places to add dog parks in SSPR, one could be in the open space in Dekoevend Park NW of the new Senior condos being built, and another in Cherry Knolls Park behind Rite Aid and Natural Grocers.
- Create comprehensive network of services to meet the needs of citizens - considering all geographic and demographic interests.
- Create lower turnover with the instructors. They are a vital part in the social fabric of the community, and bring people to the centers.
- Create more commuter-friendly bike paths and bike lanes that can provide a reliable option for people who prefer public transportation instead of driving. In order to satisfy a bike commuter, is imperative to connect those bike lanes to light rail stations with secure infrastructure.
- Create open space, hiking/biking trails.
- Create social connection opportunities for residents while engaging with nature and learning about our environment.
- Creating exemplary facilities and resources from what is already possessed. Do away with facilities and sports like golf and tennis (especially golf) that tend to serve only the affluent in a community.
- Dedicated bike lanes and intercity routes separated from vehicle traffic. For God's sake put some time into making the Lorentz disc golf course functional and look at building additional disc golf options. Have the heritage ball golf facility take over maintenance and improvements of the disc golf course...look into offering a disc golf option on the ball golf course, it's an emerging trend.
- DeKoevend Park NEEDS an off-leash park. It's ridiculous as a Southglenn resident that I have to drive 5 miles to let my dog run around.
- Develop current small community parks to offer more pickle ball courts, connecting trails, benches and gazebo-like shelters with tables and perhaps fire pits for winter sledding on areas that have good downhill sledding. Make sure all picnic areas are surrounded by grass that is mowed consistently to keep out snakes etc. Provide shrubs and trees to areas with buildings that need to be broken up by natural plants. Relatively small improvements to existing community parks would be a real plus. Hogback Hill Park in Trailmark would be a good candidate for some improvements.
- Develop replacement schedules for equipment, buildings and amenities and repair or replace items based on some to be established criteria instead of one or two staff or one concerned citizen wanting it. Additionally paint and repair or replace District vehicles many of them need body work and/or paint. Poor PR for the District.
- Diversity in offerings through park and playground designs and facilities with a first class trail system with plenty of bike repair stations, water fountains, shelters, restrooms and site amenities.
- DK
- Do not try to be all-encompassing. It is not necessary nor economical to try to satisfy all interests/requests. Take care of what we have. Continue to protect our facilities from deterioration, vandalism, etc.
- Dog park / Improve website to better understand sspr offerings
- Dog park at dekoevand!!! Almost every house has a dog, it will be well used!!
- dog park trails not social group areas - some dogs not really social but like a place to explore with family. / / technical Mountain bike area / / ultimate Frisbee / / sailing
- don't be so conservative and do band-aid improvements to existing facilities.
- Don't know

- Don't let existing facilities & resources deteriorate badly (IOW keep the buildings & facilities/equipment maintained).
- Don't waste tax dollars on outdoor art. Instead add benches and/or shelter at baseball/soccer fields for children participating sports. Keep present facilities updated and in working order.
- Easier access to trailheads. There is one on Dry Creek right behind the Albertson's shopping center. It is very unsafe for residents to access since there is no crosswalk directly across from it connecting to the Forest Park neighborhood. All day long, Adults, children and dogs run across between cars. It would be nice to see a pedestrian cross walk (like the one on Holly) that gives the ability to safely cross the street. I see many of these throughout the district and safe access should be a priority.
- either improve or acquire soccer fields as Littleton United is working with more and more teams and has run out of space.
- Emphasize "nature-oriented" facilities and activities.
- Encourage people to enjoy the outdoors
- Enhance the existing properties and programs that are well attended by the community. Having lived in the east coast, west coast and midwest, south suburban is one of the best communities to live. After we lived here for 5 years in the 80's, we liked it so much, we intentionally moved back here in the 90's. South Suburban is one of the top 10 community park systems in the country and a great asset to the community. I think the focus should be on how to continue the great reputation. Make smart choices on what to invest and what not to invest. I have lived here for 30+ years, glad to see South Suburban is conducting a survey of their constituents. This is the first one I was aware of. Suggest that you advertise this survey to get more residents to participate. Get at least 10 to 20 percent... Only then will you know if you have statically valid data...that will truly represent what your residents would like to see you do...
- Enhance what we have.
- Enrichment of the community
- Ensure those paying for classes actually get the number of classes they pay for or give refunds. We got jipped out of swimming classes twice now at the Lone Tree Rec. Center, so we have not signed up for anymore.
- Ensuring the beauty of the outdoors is maintained, not overly domesticated. Trails along the canals, open spaces that remain as untouched as possible.
- Environmental efficiency and maintenance of existing space with preservation and acquisition of new open spaces.
- Environmental sustainability, Enough facility growth to prevent overcrowding,
- Excluding open space and park space, there are communities in your service area that are significantly under serviced. As a home owner in this location (SW Littleton), I cannot tell you how infuriating it is to know my tax dollars are shared with SSPRD. Today, you provide zero value for my money.
- Expand and enhance SSPR current facilities so you can attract more opportunities and programs to the area.
- Expand and improve/upgrade neighborhood park playgrounds, add more benches, add a few shaded picnic shelters which cannot be rented (so there would always be some available to the general public) and add more trees near playgrounds and playing fields to provide shade for parents/onlookers.
- Expand and maintain SS trail system
- Expand as needed for fluctuations in local population. / /
- Expand facilities for out increasing population.
- Expand open space and historical space /
- Expand recreational centers especially Goodson which is very small and outdated. Pool needs to be completely redone. Purchase parks and open spaces to plan for futures endure neighborhood parks exist on each neighborhood
- Expand services to meet the growth in population. And keep up the good work!
- Expand trail systems both paved and gravel.

- Expand trails
- Expanding and improving existing facilities, creating new spaces that complement existing facilities (open space, connection of existing trails, etc).
- Expansion as a whole. The more parks to use the better! Would also like to see more tennis courts. There are few of those available. Especially in the Trailmark home area. This neighborhood would benefit from tennis courts and a pool to serve the large amount of people in this area. / / Unfortunately, Trailmark doesn't have a pool or tennis courts in our neighborhood, and because the Foothills Rec and Ken Caryl centers are closer for us, we many times use their facilities instead of SS. If we had those here, we would use them.
- Expansion when opportunities arise and maintain existing facilities and open space
- extending hours of rec centers on saturday and sunday. They shouldn't close at 6pm on the weekend. Would get a lot of use on weekend evenings especially from kids during the winter/colder months when they need opportunities to get exercise. We often go to Parker Rec Center only because they have longer weekend hours. I think Saturday should be same as Friday and Sunday maybe 8pm. / / / Focus on sports and rec opportunities for kids (0-19) because getting kids excited about sports, exercise and rec opportunities are great lessons for their entire life.
- Facilities
- Facilities and parks
- Facilities in the western portion of the district,
- Find a balance between upkeep of the existing facilities and creating more open space.
- First priority is to optimize use of all existing assets and facilities through engagement and participation and funding priority to insure excellence.
- First priority should be maintaining and improving what exists today.
- Fix David Lorenz field or have a new place for flag football/lacrosse. The fields are too uneven. More shade options would be nice there too.
- Fix the golf courses.
- fix the restrooms at the sheridan recenter
- Fix up what we have and add more neighborhood parks
- Fix what you have before you build new.
- Focus on ways to make facilities more environmentally sound. Connect trails where possible in ways that are least destructive environmentally speaking. Build more conservation and nature appreciation based facilities, classes and programs.
- Focusing on a better experience surrounding Youth Sports. I would like to see Referees that take control of games getting out of hand at a youth level .
- Foster programs and facilities that promote an active, healthy lifestyle for people of all ages and abilities. Keep existing facilities very well maintained and promote their continued use.
- Get better control of coyote population
- Get together with Denver Water to cut dead trees and trim trees along the High Line canal and other trails. We've lived along the canal for 12 years and have not seen the trees taken care of ever except when one falls into someone's yard. It would seem it would be cheaper to trim and care for the trees rather than pay for the damage they cause when they fall. We have one hanging over our deck with dead heavy branches and calls to Denver Water go either ignored or unanswered. Don't they or you care?
- Get youth outside (look for ways to get kids to move more-activities that compliment school and summer programs), mapping all walking spaces, consider something like Passport to Parks (Cityof Lakewood did this and it is great), look for ways to connect pack and rec activities to public transit and bike paths and publicize this to encourage less driving
- Go the Visionary route!
- Golf

- Goodson Rec Center is old and in need of upgrades, specifically AC in all areas. Specifically the gym and track are in need of cooling AC and not swamp cooler cooling.
- Goodson recreation center has a lot of potential. The facility is basically in Cherry Hills (\$\$) but looks and feels like an inner-city recreation center (old, poor layout, gross locker rooms, etc). Of all the facilities SSPR has, Goodson should be a state of the art facility and a centerpiece of the District. All the other recreation centers seem to fit with the community they serve, except for Goodson. As the baby boomers in cherry hills (\$\$) start to retire, the district should be poised to facilitate their needs.
- grab as much land as possible for open space, be aggressive like Boulder. EVERYTHING should be focused on multi use NOT single use.
- Grab as much open space as you can!!! Too much concrete development. People and wildlife in our communities need that access to nature!!
- growing number of seniors would need more outdoor pickleball courts and increase number days and hours for indoor pickleball / offer half day classes for youth during summer months, art, music, nature. Very limited to non-existent last summer
- Hard thing to answer. We live by the lone tree rec center. I'd love to see the open space of the bluffs to be expanded but that is very self serving.
- Having lived in Littleton for 7 years while starting a family, we feel strongly about improving existing parks and recreational facilities so that young families are attracted to them versus Lifetime Fitness. We believe that with this goal it will easily build more community with in Littleton. The lack of shade at parks, splash pads, and pools have become a major draw back to living here. We would encourage a look into adding an indoor soccer field/sports complex that boosts family involvement and therefore builds community. We do love the paths and downtown Littleton - but please, can we have a way to take down Essex Motel? It is there upon entering downtown Littleton, giving it a bad feeling and this space does NOT promote what we have felt Littleton is all about. Thank you!
- Healthy clean outdoor spaces.
- Hello, I'm really filling this out to show my support for sand volleyball courts. There is a huge following of volleyball in Denver (The Island has a 3 year waitlist for vball leagues where people pay \$85 each for 12 weeks) so this would serve a large underserved community. I'm happy to gather more votes/feedback for this if needed, as I'm very active in the vball community. wagstaffkj@gmail.com. Thank you!
- Help people find out what is going on and ways for them to get involved. I under utilize the facilities because it seems daunting to get involved.
- High line canal trail is truly a gem in the metro area. I believe it should be a top priority to maintain, update, and expand the trail. This includes keeping it clean, safe and beautiful. Continue to protect and maintain the aged tress, especially the cottonwoods. I use the trail multiple times a week, all year long and enjoy the natural beauty. I love the trees, shrubs, plants and wildlife. I feel safe knowing that it is constantly monitored by SSPR and local law enforcement. Please keep the trails safe and inviting.
- Hockey rink south
- I am a huge trail user, especially the Highline - I would love to see better restroom options as well as water sources on the trail and in the winter, having it plowed. It becomes so dangerous during the winter months if the snow hasn't melted. I took a huge fall/faceplant last year after tripping on a frozen "mud hole" that came from a footprint in the mud. I'm sure the cost to plow and grade during mud and snow season is pricey however. Bathrooms and water would be amazing additions.
- I am a tennis player and when I compare Gates Tennis Center, a public facility, to places like Holly Tennis Center, Lone Tree Tennis Center, and DeKoevend Park Tennis I realize how poorly run the whole tennis program is out of South Suburban. Ask Gates Tennis Center to take over Holly for sure, and maybe Lone Tree, also. They took over the Lakewood Facility and everyone there loves it. There should be Friday night socials, Sunday Socials, Challenge Ladders etc. out of these two facilities than can be manned and it would increase the revenue for south suburban. South Suburban is missing the boat on providing more programs and making more money at the same time. Otherwise, restroom facilities along the trails. When you run or bike along the trails there is nothing, no place to go to the bathroom, get a drink, etc.

- I am fortunate enough to live directly on the canal trail and dekoevend park, so I am on the trail, in the park, and walk through the SS ice rink parking lot twice a day everyday with my dog for going on 6 years. The issues I'd like to see addressed are very specific to this area, but I imagine there are similar issues in other SS parks & Rec facilities as well. 1)The amount of litter that is consistently in the ice rink parking lot and the surrounding grounds is very disappointing. There is only 1 trash bin in the entire lot and is not visible once cars are parked around it. The lot is a very popular tailgate spot for patrons of the rink and baseball field. People don't have anywhere to put their trash so it gets left behind. I'd love to see additional bins placed on the perimeter of the lot where they are visible, particularly at the back of the lot where the majority of the tailgating happens. 2)we've been very fortunate to be allowed to use the baseball field as a dog park for years now, but I understand that privilege is now going to be revoked by the city. Its also not accessible during the baseball season which is when most dog owners want to go to the dog park. Our community is very dog centric and there are as many dog and dog owners that patronize the park as any other group. There are also a lot of apartment/condo / dwellers in the immediate area that don't have yards so it's the only place for their dogs to be off leash and socialized. There are no other off leash areas within a reasonable distance. I think a dog park of our own, or at minimum keeping the privilege intact, is extremely important to the enrichment of our community. 3) There are a lot of teenagers in our community and they make use of the park as a hang out. They tend to find hidden spots on the beaches of the creek that runs behind Goodson and throughout dekoevend so they can drink and smoke. It's not hard to spot their hideouts because of the trash they leave behind. I can see how placing trash bins in these spots might not make sense logistically in terms of collection, but starting anti-litter campaign with signage in these spots might help. I don't think anyone cares that they hang out there, as long as leave nothing but their footprints behind.....
- I am highly concerned about the disconnect occurring with Denver Water and their lack of concern toward allowing quarterly filling and watering of the 80 to 100 year old trees that are making it so beautiful. Without the water these trees are going to start dying.
- I believe large expenditures should be curtailed. I think SSPRD received a blessing when voters allowed them to continue to collect the funds for a bond measure that had been paid off. I think SSPRD could over extend itself. From what I've been told by someone who has seen the coffers of SSPRD, there is a lot of money there. I think SSPRD should be prudent about its spending. We could have another real estate bust. If property values decline, tax monies collected will shrink. Better to not be overextended now, on the chance that we see another bubble burst on the Front Range. Facilities are well cared for now. I go to a recreation center several times a week and I pay attention to the painting, new carpet, new equipment, etc. Consider your coffers a blessing and be smart about any expansion. We might not need it.
- I believe our community would benefit from having an off-leash dog park. We travel all the way to Wynetka Ponds to take our dogs to a safe, friendly, grassy dog park.
- I believe people make use of churches, already established areas and facilities for their social interaction and physical events.
- I believe South Suburban needs to build a newer, multi use facility. It has been some time since that is been done. Then of course maintain/upgrade existing facilities.
- I believe that accessible trails and a plan that provides ways for alternative transportation methods should be considered (Bikes, Skateboards, Etc.)
- I believe that Lone Tree Rec Center should not charge residence for use. Highlands Ranch has lower Home Owner fees and offers this.
- I believe that providing access to quality outdoor spaces that are accessible to all, especially free resources for those that may not be able to afford formal leagues/classes, etc. / / I'm sure we use more SouthSuburban trails than I think... / / Also important to provide places for our aging population to socialize and to stay connected with their communities. / / I am not sure more outdoor pools make sense given that they are only used for a few months of the year.
- I commute back and forth to work on my bike. I would love to see more bike trails for commuting. Traffic in Denver is getting worse, invest in alternate travel methods now.

- I don't have any ideas for top priorities, but I sure wish there could be some beautification with regard to adding flower beds. I miss the colorful parks in Denver.
- I don't know that's it's "top" priority, but clearly there is a significant need for increased pest control measures, including Japanese Beetles and rats.
- I feel South Suburban, overall, is an impressive parks and recreation district. Thanks do all the work you do! I think developing a larger soccer complex for tournaments and continuing to improve existing parks/playgrounds should be the focus.
- I have long felt that there is a need for a paved trail that follows the Arapahoe Road corridor east and west for bikers and hikers. While there is the C-470 trail that runs in that direction, it is not easy to connect into the Cherry Creek reservoir and ultimately into the Cherry Creek bike path without working through several neighborhoods and crossing several busy streets. As an avid cyclist, I believe that connecting several existing trails from University Blvd. all the way east to near Parker Road along the Arapahoe Road east/west route on either the north or south side would be a tremendous addition to the already impressive system of trails that currently exist.
- I have no firm opinion on what priorities should be.
- I like the idea of connecting more bike trails. I commute about 3000 miles a year on my bike and use all the bike trails around my house. I love them and, selfishly, would like more of them.
- I live in Centennial (Walnut Hills) and have major concerns about the out-of-control coyote population in our neighborhood. After attending a meeting with the Centennial mayor, we learned that South Suburban is in charge of the Centennial open spaces west of I-25. The problem is that the coyotes have become more brazen and do not respond to hazing. They are routinely feeding on domestic pets that they take out of fenced back yards. I have lived in this home for 33 years and it is only in the last 5 that we have had a coyote problem. We have a large population of rabbits and even some Norway rats, but the coyotes don't eat those. They prefer our family pets because they are easier to catch. I feel as if I am a prisoner in my own home because I can't let my dog out early in the morning before work or after dark (which happens early in the winter months) and feel like she is safe. The coyotes have no natural enemies and food supply of pets is never ending. What will you do about this problem?
- I live in Lone Tree, and find it is one of the few cities that does not have an Indoor Tennis Facility, or a Skate Park. For the good percentage of residents who play tennis, winter months make it difficult to play.
- I personally would like to see more community dog parks. LARGE dog parks and walk trails where dogs can be off leash. my community is the group of people I meet at the dog park. Many of us don't have children, so this is how we connect, we set up play dates or walks. I think there would be less off leash dogs in the parks if there were better and more off leash parks for people to enjoy.
- I recently moved to Walnut Hills which support the trail system and according to Centennial Mayor South Suburban is responsible for the coyote problem. You can leave any pets out, they have jumped fences grabbed cats/small dogs and jump back out of the yard / Citizens of Walnut Hill need your support
- I started riding bicycles 2 years ago and I love it. I have neuropathy in my feet so biking allows me to go places I would never be able to do by walking. We drive up to the Goodsen Center and park our vehicle and go on a 15 mile loop there that is gorgeous. You travel west on Dry Creek Gulch to Santa Fe, then east to Greenwood Village and Highline Canal and back to our vehicle. If we try to bike in Lone Tree the trail kind of just ends when you are going north. It would be awesome to have trails connect better so it wouldn't be so dangerous to cross major streets if possible. Riding on the street is very scary for me. I prefer gravel or concrete off road areas. I know they have the bridge planned that will make crossing Lincoln a breeze so that is outstanding. I have lived in Lone Tree for 21 years and consider it a great place to live. I am also a residential/commercial broker so I know that everything South Suburban offers makes this area outstanding and makes it a desirable place to live.
- I support parks and natural spaces in general. I would love to see good fishing areas too. Things like South Platte Park are priceless.
- I think children and children's activities should be the number one priority. Focus on the programs and activities most utilized by the children of the community; maintain and upgrade the facilities most

utilized by kids. For example, if youth sports are the most popular, prioritize field acquisition and maintenance. Or if indoor pool use by children is most popular, focus on a separate indoor pool facility just for kids NOT connected to lap swimming where the water temp can be 88-89 degrees F and kids can take lessons there too.

- I think increasing the number of fields and adding more turf fields. There seems to be a shortage of space for youth sports. Also adding some amenities to what you already have, benches, bathrooms, eating options, etc.
- I think it should be split between building new fields and facilities and updating what we have.
- I think it should better maintain what it has. The soccer fields and other park green space needs to be better cared for before new projects are taken on.
- I think maintaining and improving on the properties already held by SSPRD should be priority over acquiring new property. I appreciate the work that has been done at Cornerstone Park during the past year and hope that the fields and pickleball courts will continue to be maintained at a quality level. I think many of our parks would benefit for additional shelters or benches. I know maintenance of the trails is expensive but I love seeing how many members of our community utilize them on a daily basis. One of the reasons I love where we live in the metro area is the easy access to SSPRD trails and facilities.
- I think maintaining those things listed, so they last longer and adding more where the need is most.
- I think South Suburban does a great job with park and programs but their recreation centers are outdated compared to some neighboring facilities. I would like to see a indoor waterpark for families to enjoy, similar to the Apex Center.
- I think south suburban has done an excellent job of maintaining trails, parks and open space. I would maintain the quality of care in these areas which is already good and continue the many good classes and programs available at the rec centers. You need to find a way though to attract younger people and more people in general to sustain more well attended fitness classes. A few classes I love have either gone away or are at risk of ending due to few people attending. There is much more competition in the market for health clubs and that has taken people away from classes at the SS rec centers. One idea is to offer more barre classes which are very popular now. I would not add any more amenities on the south plate river trail. I love the open space feel of the trail- and love Hudson gardens, Carson nature center and being able to stop there. I ride my bike on that trail 3-4 times a week. I am however, unhappy about the new parking lot at Reynolds landing so close and visible from the trail and so close to the river. Before it was such a peaceful area and by doing so many trail "improvements" you can affect the environment and the peacefulness of the area. One suggestion is to plant some very tall native grass to block the sight of the parking lot from the trail. I am a frequent attended of buck center and Goodson center- some other centers probably have a larger attendance for fitness classes.
- I think SS does a fantastic job providing an unbelievable variety of all types of opportunities for our community. I know it's expensive, but they are about to make it difficult for many to afford many of the basic classes for children, esp. if there are more than 2 kids in a family. This community has many families that are just scraping by, yet want the same opportunities for their children as well. / I think enhancing what already exists is one of the most important things of all. /
- I think that South Suburban needs to consider more sports amenities in the Lone Tree area....such as batting cages. Cornerstone is not at all convenient for the South Suburban residents who not near that area.
- I think the parks and trails, as well as the Goodson Recreation center should be supported, maintained and improved. I would also like to see them do a better job of enforcing the leash laws and unauthorized vehicle laws. Get more off leash dog parks, if you must, but make sure people don't let their dogs run wild. They pose a danger to bicyclists and runners.
- I think the top priority (as a parent of a youth soccer player) would be to have best-in-state soccer facilities. That includes things like keeping fields in impeccable shape and having an indoor soccer facility.
- I think to balance the economics of keeping what we have in good shape, offering a rounded opportunity to be active, and slowly increase the land to give people natural environs for their health.

- I think you should build some sort of indoor turf facility on the West side of town. I think you should continue to maintain the trails and possible connect them. Think about an underpass (or overpass) across Broadway from Lee Gulch by the Littleton Hospital to Lee Gulch by the YMCA/townhomes.
- I think you should focus on maintenance and improvement of existing parks and facilities rather than acquisition and growth. / While I do love the much improved restrooms in larger parks over the last 5 years there are many small parks without even a Port-a-potty. /
- I think your survey will reveal what the community wants as a whole. / / I'd like to raise an issue that needs to be resolved at Goodson. the construction going on makes the parking lot a perilous place to be. It is said that Goodson does not own the parking lot to the east. Once the senior living facility is complete, Goodson attendees will have to park further west. The entrance however is on the east. Money will need to be budgeted to reconfigure the entrance/exits. The parking lot is such a mess that I have recently joined the Y on Broadway/Dry Creek. It's a relief not to have to deal with the Goodson parking lot.
- i understand you are looking at a new ice arena facility- this would be a wonderful addition the SSPR, however make sure you consider a multi-use facility- multiple ice surfaces along with -workout areas, pools, indoor courts - similar but better than APEX in Westminster. Make sure you have enough seating to attract events which will enhance the community and bring people to the area. / / /
- I would hope that that SS would strive to maintain the present facilities by keeping them updated and clean! I personally would like the yoga rooms vacuumed and cleaned on a regular basis. I would like the high line canal properly groomed to remove trash and dead trees from Pennsylvania to Broadway. Please work with the cities to protect walkers and bikers crossing major streets. Overall I believe South Suburban does an excellent job providing the community with healthy choices. Thank you!
- I would like to see a large, grass, off leash dog park in deKoevend park. I love connecting with my neighbors through the dog park and I am extremely disappointed to hear the baseball field will no longer be available for that use without an alternative being offered.
- I would like to see a pool in my neighborhood of trailmark.
- I would like to see a recreation center in the SW area of Littleton.
- I would like to see more land purchased for open space, natural settings and outdoor education. Specifically, there is a parcel of privately owned land that is located on Dry Creek Road between Comcast and Life Time fitness on the south side of Dry Creek. It is a really pretty area. It would be great if SSPR could acquire this land and keep it natural or do minimal changes to allow people to enjoy it's natural state. I would hate to see that land developed into more stores or banks or stuff we really don't need around here. I would love to help with a project like this and I am currently getting my master's degree in conservation and sustainability. Another priority I see is to reduce SSPR's carbon footprint and become a leader in sustainability. Please feel free to call me if I can be of assistance. I love SSPR and all it has to offer the community. I am proud to live in SSPR's district! / Lynne Falick 303-794-9297
- I would like to see more outdoor pickleball courts. I live in Lone Tree and I have to drive all the way to Cornerstone Park to enjoy playing pickleball and when I get there the courts are all full. So, we play indoors and have to share it with an open gym - not fun at all. / / I love the trails but they get very muddy so I'd like to see more concrete on the trails and have them connect together. I would also like to see more signage, maps, distance, etc. so I can explore a little bit more. I do like the print out maps that you provide for the Bluffs at Lone Tree but most of the time its empty. / Also, it would be nice if you could plant trees along the trail so its shady and blocks the wind. I do like the benches that you provide. How do we get rid of the prairie dogs? I wish we could get together with Highlands Ranch and get rid of them. There's too many rattlesnakes enjoying hibernating in the prairie dog holes. I saw 7 rattlesnakes this year. One reason why I want more concrete so I can see them on the path. / Let's have more Pickleball Outdoor Lighted Courts - I just retired and its very popular with the older crowd - why not think about us for a change! Let's get a bunch of courts in Lone Tree area!!
- I would like to see some expanded courses that are only offered at certain centers; like Pilates barre and Pilates reformer classes. Lonetree has many less offerings than the other centers. I realize the population is increasing in this area. / / Thank you for asking

- I would like to see, not all, but some of the outdoor pools to open up year round. My preference would be Cook Creek and/or Holly Creek. Greenwood Athletic Club, Colorado Athletic Club at Inverness, Flatiron Swim Club (Boulder), Rally Sports (Boulder), and Steamboat Springs have pools that are open year round. Denver's winter months are pretty mild. Could help free up times with the indoor pools and be able to provide more programs with more time. The ACES Swim Club would be very interested in getting pool time, but would also be willing to help maintain the pools, help with some of the cost, purchase pool covers, etc. I realize this is something out of the ordinary, you have the pools, but you only utilize them for three-four months of the year, the rest of year the pools sits empty. In my mind that is a waste of space, and I would think with the weather beating up the pools for nine months ends up being more work to get the pools up and running each Spring.
- I would love to see more natural playgrounds instead of confined play spaces built solely of metal and plastic...
- I would love to see more year-round facilities, such as indoor fields for soccer and indoor tennis courts. I have been trying to get my kids into the Littleton tennis bubble for 2 years, but the spots fill up almost immediately.
- I would love to see you acquire the Southbridge a swim and Racquet Club. Our neighborhood struggles to keep it going. It's a great pool with a deep end for diving and lanes for swimming laps. I love that neighborhood kids gather there for social purposes and the adults too. It provides a great place for families to gather. Our tennis courts are dilapidated just because all our funds that we raise go into the pool. If South Suburban invested in this pool and tennis courts, it would serve many neighborhoods in our community, not just Southbridge.
- I would really like to see an off-leash dog park in the DeKoevend Park area. I believe this would get more use than any of the sports fields in the area (just take a visit to the Wynetka Ponds Park.) Dog parks draw a diverse crowd in to support local commerce - case in point: Locavore Brewery near Wynetka Ponds Park. The reality is, dogs are a part of the popular culture in Colorado. Take a walk down to the hip urban areas of Denver: Downtown, Lohi, Highlands, University, and the Sante-Fe Arts district. These places have all taken a dog-friendly attitude, both in the local businesses and the amenities that support those. While South Suburban has at least made some effort to embrace this reality, Centennial seems to have it's head stuck in the past, and continues to focus on facilities built for traditional families. Unless this changes, we'll continue to see the migration of both people (and the money they have) migrate to the more urban areas in the Denver-metro area.
- I would strongly recommend that SS continue to support the public art program. It is a powerful statement to the other communities that SS district believes that public art is a vital part of the character of a nations #2 rating for livability. If SS continues on this path (no pun intended) the district could end up as #1. With regards Al Clerihue a member of your Public art committee
- Ice arena and trail connections
- Ice rink. Ssia is dilapidated and not worth putting more band aids on glaring problems.
- I'd like to see some homeschool classes/programs added during the day- art, acting, more nature and other enrichment programs. Goodson and Lone Tree are in need of these kinds of programs.
- I'd like to see the Southbridge Swim and Racquet Club purchased and converted to open space, park or some other public place. If pool could remain open and maintained without requiring too much money, that'd be fine too.
- I'd love to see a shift from just serving sport activities to outdoor activities like mountain biking, rock climbing walls, running trails, nature areas. /
- I'd really like to see Goodson get some more substantial improvements. I know the pool area has been but the rest of the facility is showing its age.
- I'll repeat what I stated earlier. South Suburban has outgrown it's original mission. It is desperately searching for a new mission. Let me offer a simple mission statement moving forward. / / Maintain, Improve and Reap the economic rewards of the facilities already in place with little or no additional assistance from its taxpayers.
- I'm wondering if parking is going to stay sufficient.

- Improve & enrich what already exists. For instance, I'd like some advanced photography classes or workshops to be offered, rather than just the most basic instruction. / / Empire building at the tax payers expense is NOT ok.
- Improve adult sports in the southern part of the county (i.e. Highlands Ranch, Lone Tree, Castle Pines, Castle Rock). Maintain paths better, especially under the bridges.
- Improve and build new soft surface trails
- improve and expand
- Improve and maintain existing amenities.
- Improve and maintain existing trail system and try to connect it to other trail systems to provide a biking/walking option that can be used in conjunction with light rail and other transportation to limit the need for additional motorized traffic. To provide sports options for young adults, teens, and adults. To provide more class options for maintaining a healthy lifestyle, including; cooking, exercise, weight management.
- Improve and maintain the existing properties - parks, fields, etc. - before acquiring new spaces.
- Improve and maintain the facilities that they currently have. Many of the older facilities are in need of a major facelift.
- improve and maintain what we have
- Improve as well as maintain existing facilities, keep fees as low as possible, reduce residency restrictions
- Improve current facilities and add new ones that will contribute to the economical, health, and physical well being of the community and its members.
- Improve dated facilities (playgrounds, courts, rec centers) , add summer water features to existing parks (splash pads, pools), add parkour and bouldering obstacles to existing parks, add BMX/Mountain Bike Pump Track, stop acquiring open space.
- Improve existing facilities
- Improve existing facilities
- Improve existing facilities
- Improve existing facilities maintenance. Then, look at improving additional services. How about signing up for spin/cycle classes on the web? Phone calls to the desk is a 90's thing.
- Improve existing facilities to be able to compete with the likes of Greenwood, Lifetime, etc.
- Improve existing offerings and add more recreational fields and off-leash dog parks
- Improve existing trails (trash bins, signage, restrooms) / Connect trails / Improve existing parks / Acquire open space / Create new trails / Create new parks / Add sports fields and courts
- Improve existing, bringing up to date facilities, and enhancing trails and open space usage- no need to add more when existing need attention to attract and encourage more...
- Improve facilities you have. Better equipment. Cleaner.
- Improve Family Golf by building a bathroom near the covered driving range. The current Porta potty is disgusting. Put up non-smoking signs at the driving range to make it more family friendly.
- Improve Golf Facilities
- Improve Goodson Rec Center, add a few dog parks
- Improve Highline Canal and trail as well as the Platte River trail.
- Improve on current facilities, provide more summer programs for Kids, ie Junior Rangers... if add facilities make them more appealing to alternate sports... Mtn biking, climbing, etc
- Improve on what is already existing. Offer more programs for teens aged 13-16
- Improve restrooms
- Improve safety
- Improve soccer field turf and expand soccer fields / More activities for 12-18 age group
- Improve Soccer fields / Build Community Outdoor pools
- improve south suburban golf course club house!

- Improve the current condition of existing parks and facilities. Create a large outdoor soccer complex.
- improve the current parks and rec facilities equipment and areas
- Improve the existing parks. We live in laundry, and love ssdp; however, when you compare our parks to those of Greenwood Village or Castle Rock, they are embarrassing due to a lack of basic amenities, such as restrooms. The parks should have more trees, or the playgrounds should have more covered areas for the children. Given the physical and the economic expansion in lone tree, the facilities provided at lone tree recreation center and prairie sky park are below what I would expect (especially if lone tree is to compete with Parker, CR, And greenwood for continued growth).
- Improve the facilities and lands we own and expand when financially able and the land or facility adds to where we might be missing in the area
- improve the golf courses....overhaul South Suburban GC and fix many of the greens; build a new clubhouse and a good practice facility; build another driving range/awesome practice facility; / / maintain existing sports fields and parks, if you have a scoreboard make sure it works and you are using it; / / treat your employees like family since you preach family values, don't just leave them out to dry after a renovation / / reduce rates at the golf course or at least stop them from increasing year after year; obviously you need more revenue to make these improvements but at the cost of the people paying these rates, don't run them off the course by making prices too high / /
- Improve the Lone Tree golf Club and hotel. Its a unique place that needs massive updating. / /
- Improve the ones we have with landscaping maintenance, bathroom facilities, water fountains, trash bins, etc.
- Improve the soccer fields to include amenities for large tournament opportunities and upgrade the existing rec centers and outdoor pools.
- Improve the spaces we have, then go after other property/open space
- Improve the trail system - connectivity, quality and restrooms. They should have emergency contact/phone locations in strategic locations. Upgrade/update current facilities.
- Improve trail systems and provide more outdoor education opportunities.
- Improve trails, connect the trails. Add a community recreation center closer to the Arapahoe and Quebec region. Continue to maintain existing parks and facilities.
- Improve trails, connect them and make let people know about it.
- Improve what we already have, and increase public awareness of the rich, varied offerings.
- Improve what we already have.
- Improve what we have and expand services where it makes sense to do so.
- Improve what we have and expand to meet the needs. Franklin pool is so crowded so there seems to be a need for more outdoor pools. Would love to see the walking track at Goodson and other Rec Centers be included in the Residents Card.....Why not let people walk for free instead of charging? It's the one thing seniors can do to keep fit but to pay just to walk the track seems like overkill.
- Improve what we have! Add a huge regional soccer facility that can serve the surrounding clubs. Add indoor fields for winter training.
- Improve/upgrade existing facilities
- Improved amenities in parks. More hard surface trails.
- Improved youth soccer facilities and add golf courses
- improvement to natural environments versus hardscape
- Improvement, rebranding, innovation, revitalization of programs and facilities. The parks and trails are great!
- Improvements to security. Lighting.
- Improving a lot of dated parks/playgrounds. Cleaning up the highline canal route would be very beneficial. Making Little's Creek Park updated and maybe like Acres Green park in Highlands Ranch would be a nice face lift and would give the "downtown littleton" area a boost for younger families.

- Improving amenities and access to existing facilities- specifically buck and Goodson. And making the highline canal useful and convenient as possible with parks and restrooms along the way. Adding playgrounds
- Improving and maintaining existing facilities and parks while NOT looking for even more tax dollars /
- Improving and maintaining what exists. Make our community a beautiful place to live.
- Improving communication- the catalogue is easy to read, but the website is difficult to register for classes on. I wish you could bookmark classes or plot them on a calendar when registering. If you get out of the website for any reason, your cart is not saved and you have to start over. Some classes are difficult to find.
- Improving existing facilities and services.
- Improving existing facilities, parks and trails. Improving coaches and teachers for existing classes/sports
- Improving existing facilities, trails, etc. and planning for the future by acquiring more open space.
- Improving existing facilities. Example:David Lorenz Bark Park.. The water was disconnected with a project to provide drainage from a pond above on the playground area. Has never been restored. Over 3 years. No restroom facility at all. Even a portapoty would be great improvment. Fence needs repair/replacement. I do complement staff on bring in gravel to reduce mud after rain/snow. I have only seen a Park Ranger once in 5 years and I'm there almost every day. / :
- Improving existing soccer and sports fields.
- Improving SS Golf Course (which is the crown jewel in your assets) would be my top priority
- Improving the existing facilities which over the past years have fallen into disrepair, and are in desperate need of updates. I think the existing facilities have great potential to shine again if the budget is spent in this area, rather than finding new land, building, and then having to keep up the maintenance and upkeep of new facilities. For instance, Lone Tree Golf course could be a great facility if given a facelift (Bands on Friday nights are a great hit, but updating the common area would add a lot.) Also, Lone Tree Rec center is really showing it's age (bathrooms are in horrible shape), as well as South Suburban golf course (needs a facelift as well.) Spend the money on these existing facilities and make them better!
- improving trails
- Improving trails, the landscaping around them, encourage wildlife,
- Improving what is already here
- Incorporate more Colorado native plants into landscape projects. Improve and expand open space and trail networks. Build more splash parks. Renovate and improve existing facilities. Support community gardens, orchards, food forests and urban agriculture products.
- Increase friendliness training for South Suburban employees at Lone Tree Rec Center. I stopped using the Lone Tree Rec Center last year and moved to Parker Rec Center and Field House because the staff at Parker are much friendlier, facilities better, locker rooms much cleaner, and schedules are easier to find. I would prefer using the Lone Tree Rec Center since I live only a short distance from there.
- Increase soccer field conditions!!
- increase space and trails
- Increase the number of nearby facilities near Trailmark.
- Increased community involvement and making it family friendly and affordable.
- Increased mobility through trails. Focus on recreational and functional mobility.
- Increasing and upgrading the trail systems, improving the facilities in existence, locker room and showers are pretty bad at Buck, South Suburban has some of the highest fees for league tennis in the area, offering Tai Chi, Yoga or other lessons in parks and providing more offerings for seniors in general would be a good thing. The drop-in classes are scheduled at odd times and change too often. Having more fitness offerings during the day, like zumba and other dance programs would help.
- Increasing the number of sports fields and adding an indoor sports facility.

- Increasing usability of parks by adding shade, drink fountains, bathrooms, expanding free swim hours, and preserving as much open space and trails as possible to keep our community beautiful.
- Indoor facilities will help people of all ages participate in athletic events year round. On a good day, the "bubble" is 35 minutes from SSPR's southwestern boundary. Having an indoor facility that meets the needs of residents near the southwestern boundary. Outdoor swimming pools are a black hole for money. Only open 80 days a year. Facilities that serve the community year round are more beneficial.
- Indoor field house with fields, courts, etc. Look at the Virginia Beach Field House as an example. This would significantly expand the athletics programs available to the community.
- indoor running / jogging track greater than 1/10th mile
- Indoor swimming pools and indoor winter activities. Babysitting and parent night out for more ages of children. Also upkeep of highline canal trail.
- Indoor turf facilities and better connection of trails and better maintenance of trails.
- Indoor turf facilities and full size indoor/outdoor track
- Indoor/Outdoor soccer facilities
- Interconnected trails, keep facilities up with current times / / grade out disc golf with less thorny rough plants to make more kid friendly
- Keep and add open space.
- Keep and maintain the current recreational facilities in GOOD working order while adding additional facilities as our population expands.
- Keep clean! and never allow them to look / get run down!
- Keep current facilities well maintained for next 5 yrs. while building/planning for growth and expansion for the later 5 yrs and possible complete remodels in phases with each facility to maintain interest.
- Keep doing a great job in providing and maintaining quality recreation centers, parks and trails, but for the love of God, please look at the ridiculously low wages you pay your lifeguards!!!! These people are not being paid enough to feed a dog!
- Keep doing what you are doing and build a new ice rink.
- Keep existing facilities up to date, add more activities for seniors & keep trails in good condition, plus connect more of them.
- Keep fees affordable.
- Keep maintenance of existing properties at a high level. Expanding the existing facilities, etc would be a disservice to the community if the overall quality was compromised.
- Keep nature as a big part of our community and have plenty of opportunities for outdoor and indoor activities to keep everyone healthy.
- Keep open space natural, not do a lot of construction on hiking trails. Add more open space. Keep P&R facilities in top-notch condition and continue to make them more environmentally sustainable.
- Keep the facilities affordable for all!! Many of the recreation facilities are being priced too high to visit and are not staying competitive with other facilities. If that means less investment in more facilities, then I think South Suburban should focus on upgrading and operating the facilities that they currently have.
- Keep the facilities, parks trails etc well maintained- keep equipment up to date. Offer programs keeping with current exercise trends. Offer more options for adults to try new sports. Adult beginner lacrosse for example
- Keep the green belts for use for walking, biking and outdoor use. We don't need any more rec centers. People in Colorado go outside for exercise. Have all of the rec centers have classes for older adults, most older adults don't want to drive far.
- Keep the parks nice and updated, keep programs and facilities such as the Carson nature center going.
- Keep the playgrounds safe, clean the trails of garbage, keep pricing low for kid activities.
- Keep the trails nice and usable for people to walk, run, and ride bikes.

- Keep trails open and clear of shrubbery that coyotes can use for their dens. Mark trails with signage warning of any dangers such as coyotes.
- Keep up on the maintenance of facilities, so they never get old looking and run down.
- Keep up the good work! just mind the maintenance.
- -Keep up the quality of existing parks etc / -high quality enrichment programs / -not too many kiddie one time events/classes (those seemed to flop when my kids were little) / -Fri at 1230-1430 seems like a bad time for a watercolor class @ Goodson; there
- Keep up with growth. Ridgegate is concern given high population density and do not want to see existing facilities strained.
- Keep up with the demands of the growing population. From personal experience ice time and soccer fields are maxed out. Demonstrate and maintain a commitment to the outdoors and the beauty of our community.
- Keep well maintained
- Keep what we have well maintained while expanding very carefully
- Keep working to make the facilities and parks updated and easy parking so we can use the facilities.
- Keeping existing facilities and trails in good shape and add new ones when need and funds permit
- Keeping existing properties and facilities is excellent shape.
- Keeping it a high priority to maintain what we have adding where necessary when there are specific needs or when there are new housing developments
- Keeping the parks and trails maintained, beautiful, safe and provide a place for family and friends to meet and play. We desperately need a place to let our pets play as well, so they can play off leash and not be a problem with the baseball field where they play now. Everyone appears to be safe and pick up after their pets in the ball park, but I understand there has been criticism.
- Keeping the properties it owns in great working condition.
- Keeping them beautiful and safe
- Keeping them clean and safe.
- Keeping things clean and updated
- Keeping up the good work. Get the issues with the overpopulation and aggression of the coyotes under control.
- Keeping up with population growth (adding/improving pools/recreation centers) and doing so in an eco-smart way.
- Keeping up with the surrounding areas offering modern, up to date indoor facilities whether it's indoor pools or ice rinks. In addition to upgrade, update and repair the existing outdoor parks, skate parks and playgrounds. Improving turf on many of the football and soccer fields.
- Keeping what we have in good working condition and make lower income residents fees more affordable. Scholarships for kids classes?
- Landscape existing parks for better flat practice areas
- Leave it alone. We do not need to attract any more people to Colorado. I do not want my property taxes to go up.
- Less expansion and more improvement
- Listen to what the community is asking for and base future plans on that.
- Littleton golf and tennis- renovate bathrooms, leaking bubble, building exterior needs complete redo, expand kitchen and bar, outside beer garden. I would also like to see more outdoor tennis courts- how about South Sub buys the old strip mall land north of O'Tooles and build a park/tennis facility!
- Littleton is in need of new youth athletics facilities - especially for baseball and soccer.
- Looks like you have a good handle on it already / How can Streets of Southglenn and South Suburban work to strengthen each other's / goals? /
- Lower you fees and costs!!! Free resident pass for tax payers!!!! Quit feeling like your the savor of all society ills!! Do process improvements, lower staff, lower costs. Lower your ego that everybody wants your expansion/improvements. TRY LIVING WITHIN A LOWER BUDGET & TAXES!!

- maintain
- Maintain & improve what we already have, would like to see expanded, more connected walking/biking trails and improved youth sports fields.
- Maintain & upgrade what they currently have in inventory and make incremental change to meet the needs of the residents. Consider working with the Boy Scouts & Denver Area Council to provide conservation opportunities for Eagle Scout projects.
- Maintain and improve the here t facilities while expanding to include new and growing populace
- Maintain and enhance the existing facilities and resources while improving accessibility and availability of opportunities to accommodate the increasing growth and aging of the stakeholder population.
- Maintain and grow the high quality of S. Suburban district
- Maintain and improve current facilities
- Maintain and improve existing spaces
- Maintain and improve our present facilities and trails.
- Maintain and improve the existing facilities
- Maintain and improve the facilities we already have
- Maintain and improve what is currently available.
- Maintain and improve what we have now and make incremental additions as funding is available and the need is there
- Maintain and improve what we have. The fields are often poorly maintained and the grass too high. Cornerstone Park needs some attention, Littleton United needs better fields to compete with other clubs in the metro Denver area.
- Maintain and improve what you currently have. Care for the natural resources and educate about that. More off-leash dog park opportunities. Celebrate the beautiful open space and parks that add so much to a good quality of life in these areas.
- Maintain and improve.
- Maintain and increase environmental friendliness.
- Maintain and increase open space and parks
- Maintain and update current facilities by adding amenities, and diverse course offerings
- Maintain and update current facilities, trails and parks. Create safer access on trails and parks.
- Maintain and update the significant investment in current facilities. The Lone Tree Rec center is a disgrace.
- Maintain and upgrade existing assets.
- Maintain and upgrade existing facilities, connect trails
- Maintain current assets and discourage any population growth!!
- Maintain current assets, focus on quality.
- Maintain current facilities at an appropriate level and planning for the current and future population growth - seems we are already behind here, population boom has been occurring, not just starting - by having a strategic vision for future facilities and programs. Trade offs will be needed but current facility upgrade/renovation needs cannot be completely ignored as new land or places are acquired. It isn't either/or, this is about appropriate Balance. Letting current facilities be neglected shouldn't be an option. There needs to be a plan to maintain quality across the South Suburban brand holistically.
- Maintain excellent programs at the existing rec centers, especially Goodson! Maintain excellent indoor swimming pools!
- Maintain existing areas and enhance their attractiveness to the public through bathrooms, water, etc. Once this is done, new projects can be undertaken.
- Maintain existing buildings through better maintenance. Add more trash cans on trails so trails stay cleaner.
- maintain existing facilities

- Maintain existing facilities and accommodate growing population with a set of services similar to what we experience today.
- Maintain existing facilities at a higher level
- Maintain existing facilities in top condition.
- Maintain existing facilities or expand somewhat due to growth without undue additional expense to HOA or dues. Membership could increase with improvements
- maintain existing facilities rather than building or acquiring new land and facilities. Have fees reflect the cost of activities across all facilities. eg the rec centers make money & the golf courses cost money. To me this means the fees at rec centers are too high. And the golf course fees are too low.
- Maintain existing facilities. Make them first class. Lights on later at tennis courts at Holly Tennis Center is something I'd like to see in summer. / / Gymnastics program at Goodson is great. Keep it going.
- Maintain existing spaces, there are a great deal of them with a lot of variety already
- Maintain existing structures.
- Maintain facilities in good condition
- Maintain great facilities we already have. Keep open space open. Do not build outdoor pools. Splash pads at certain parks would be OK.
- Maintain Hi-line canal vegetation and status.
- Maintain integrity of the open spaces and trails as true value to our community. Grow and add to open and natural spaces that promote the natural beauty and well being of Colorado. These are what will set Our communities apart from other communities in the Denver area and the country. While open grass ball fields are important future growth should be focused on sustainable natural areas that serve the community as a whole. Note this is coming from a 30 something married couple with kids that use the grass parks, pools, playgrounds a lot. There are plenty however... / / Use the south Platte people!!!! Most communities would kill for a magnificent river corridor in their back yard. We have treated this as a second class dumping grounds known for homeless and drug users for years. Let's promote the funding to make the south Platte river corridor the first thing people talk about in being an incredibly beautiful and sustainable community attribute. / / South Platte / South Platte / South Platte. / / Do it.
- Maintain it better so people enjoy being there.
- Maintain open areas and protect the environment
- Maintain open space and continue to provide popular classes/activities to promote value of living in district
- Maintain or contract services and facilities along with reduction in taxes that support the district, allowing individuals the flexibility to pay for only the services they want to utilize.
- Maintain parks, but also add some if possible. /
- Maintain quality experience /
- Maintain quality facilities and programs and extend hours at facilities.
- Maintain safe, ADA appropriate & enjoyable playgrounds and trails.
- Maintain services and access, acquire land
- Maintain the current portfolio and continue to stay on top of emerging trends in recreation
- Maintain the existing parks, trails and open space. Improve existing facilities. Only add new facilities that will recover 100% of costs.
- Maintain the existing spaces, monitoring how the spaces are used and by whom will guide the type of maintenance. This is such a lovely area and residents seem to enjoy all the spaces.
- Maintain the existing trails, expand them and link together as many as possible. Need not be paved. Like unpaved better anyway at less cost.
- Maintain the facilities that we have
- Maintain the facilities we have with reasonable care. Keep what we have safe and clean. If we have major failings - public is abusing the trails with garbage then install garbage cans and set a schedule for pickup, set up a "the problem is " campaign of education. If we have underserved population then give

them proportional support for accommodation according to the numbers of potential service, not special support out of proportion to budget available. / / Would love more shaded trails, plant more trees? I like when trails can be shared with bikes, so extra travel room next to bike paths is appreciated. / / Love Hudson Garden but don't understand member/ non member standing... Who is a member and why? If owned by South Suburban...also why is the member/ nonmember price for Rec centers not a larger gap for non members? / / We use Buck and Goodson and prefer Buck for the pool but Goodson for the weight rooms. Jealous of Highlands Ranch indoor/outdoor pool and Westminster's deluxe pool areas. / / Really jealous of Weiden Germany <http://www.freizeitzentrum-weiden.de/en/welcome/water-fun-world.html> They have an indoor outdoor warm water center that charges by the hour. They drilled down to warm water and have a year round swim center with water features.

- Maintain the open spaces, preserve all the trails, and maintain the rec centers & golf courses. Improve signage and improve pedestrian crossing, ei: Highline Canal Trail at S. Clarkson St. Cars hardly stop for pedestrians and my wife had to halt her jog for an officer who didn't even pump his breaks while she was approaching the PEDESTRIAN CROSSING while pushing our daughter in her stroller. I fully support our Police officers but that just shows you how blind and dangerous that crossing is and many others. Crossing on Orchard another example...
- Maintain the parks and trails we have now ...!
- Maintain the quality of the highline canal and continue to offer the fine spectrum of classes .
- Maintain the trails and facilities as needed and acquire new areas when possible. More trails, etc., less condos!
- Maintain trails and safety on them. Also be mindful of the growing population
- Maintain what is already in place. When the maintenance is under control, consider adding to what there is.
- Maintain what is current and increase services to the underserved communities. Provide more trails for accessibility to commute by non-motorized transportation.
- Maintain what is there and add where appropriate though not at the expense of additional taxes and fees which are high enough presently. Apartment and home construction needs to be curbed to protect open and green spaces for the natural beauty of Colorado to stay in tact.
- Maintain what we already have, then very selectively add to it with facilities and programs that will be used by the most residents
- Maintain what we have
- Maintain what we have
- Maintain what we have in good quality.
- Maintain what we have in terms of facilities. Offer sports for high school age youth who want to play recreationally and not competitive.
- Maintain what we have including routine cleaning of the parks especially neighborhood parks. Don't lose any of the remaining open space; no new housing or commercial building on land.
- maintain what we have well before adding to the portfolio
- Maintain what we have, connect trails, continue youth sports and silver sneakers - and for wellness and accessibility in the programs.
- Maintain what we have, expand open space/trail access, provide more rec leagues for younger children to learn and practice sports, expand neighborhood parks, provide some more water access during the summer (splash pad, outdoor pools, etc)
- Maintain what we have, expand to support population growth, and connect citizens through organized activities and play.
- Maintain what we have.
- Maintain what we have.
- maintain what we have. adding more is not a solution if we don't care of what we have
- Maintain what we have. Upgrade or build a new ice facility. Take care of the fields that are sinking at the David A. Lorenz Regional Park. Provide some shade structures on playgrounds which get very hot

in the summer afternoon. Support the High Line Canal Conservancy efforts to protect and preserve the High Line Canal.

- Maintain what we have. Update facilities that need it. Maintain trails, both paved and soft surface.
- Maintain what we have; upgrade existing facilities; build new ice arena in partnership with other entity(ies); consider purchasing one or more pieces of open space yet remaining; improve trails and the connectivity of those trails; add rangers if necessary to preserve safety of parks, trails and open space.
- Maintain what you already have and protect/promote open space.
- Maintain what you have with slight improvements. We have adequate facilities.
- Maintain what you have. May need to add on to Goodson, some of the exercise rooms upstairs are too small for the number of people coming to the exercise class. That building has been there for a long time, and may need to use some of the space in a different way. The large rooms on the south and east side of the building could be used for exercise classes that use mats on the floor. Don't have such expensive ideas that we have to pay even more taxes on our property tax. My negative comment about the Lone Tree Hotel concerned the dark paneling in the area used for wedding receptions. I looked at this facility with my Granddaughter for her wedding, but it looked so dark inside.
- Maintain what you have. The 2 newest recreation centers (Buck & Lone Tree) appear to be underutilized, so no more recreation centers are needed, particularly in light of the for-profit competition. However, the South Suburban Ice Arena could definitely use an influx of dollars IF it is still maintaining good attendance and programs that are growing. Sheridan Recreation Center should NOT be the consistent step-child of the District.
- Maintain your existing facilities and renovate them where needed. I use the Lone Tree Rec Center on a weekly basis and for one your newer facilities it is looking tired. Lone Tree Golf offers a very nice family friendly course but the facilities are in desperate need of a renovation. I would encourage the thorough cleaning more than once or twice a year. The pools always have dirt and debris at the bottom. They are pretty gross. I use your facility because it is walking distance and a good value. If I had another option nearby I would pay more for a nicer more state of the art facility.
- Maintain, more diverse programming, decrease emphasis on team sports.
- Maintaining
- Maintaining and adding amenities that help older or handicapped people enjoy the outdoors.
- Maintaining and building up existing parks and updating some of the older parks that have not received as much attention.
- Maintaining and having staffing to provide quality instruction and maintenance of buildings
- Maintaining and improving existing assets. Building stronger community connections. Supporting the Highline Canal effort.
- Maintaining and upgrading existing facilities, adding another indoor multi use turf facility to support the growing population. Likely in conjunction with local sports clubs.
- Maintaining current properties.
- Maintaining existing land and facilities. Growth should be indexed to some growth factor i.e. Population, # of new homes ect.
- Maintaining existing parks and facilities.
- Maintaining existing parks, recreation, trails, facilities and open space at a very high level.
- Maintaining Highline Canal Trail. It is a priceless, irreplaceable asset.
- Maintaining our natural outdoor spaces and offering opportunities for informal educational trips to learn about the natural world.
- Maintaining the beauty and resisting the temptation to commercialize the open spaces and parks.
- Maintaining the current facilities and development of new facilities
- maintaining the facilities and keeping up with new offerings & trends
- Maintaining the facilities they have, adjusting programs based on needs, expanding offerings to people in need, planning for future land procurement
- Maintaining the parks, adding & connecting trails.

- maintaining what we have - keeping it all in good shape and pleasant and accessible to use.
- Maintaining what we have, not getting more. I feel we have adequate number of parks, ballparks, recreation centers already in our community. Just maintain what we have!
- Maintaining world class recreational facilities and expand upon them as the population grows
- Maintaining/acquiring open spaces. Do not build or change purpose of existing spaces (example don't change open spaces to dog parks)
- Maintenance and expansion
- Maintenance
- Maintenance
- Maintenance & improvements to what we have, budget / community wise additions as needed.
- Maintenance along the trails, maintain the trees & flora better. Please do not build any retail shops, etc. along the trails. We love the natural way our trail is right now; just want it maintained better so everything can flourish including the wildlife.
- Maintenance and improvement of existing facilities.
- Maintenance and improvement of existing facilities.
- Maintenance and possible upgrades to the High Line Canal path. Maybe even getting the dying/withering cottonwood trees more water!
- Maintenance is existing facilities, trails, parks, etc.
- maintenance of current facilities
- Maintenance of existing facilities.
- Maintenance of existing properties.
- Maintenance on existing assets.
- Maintenance, accessibility, safety.
- Maintenance and improvements to existing facilities
- Make it more affordable for older adults
- Make LT golf and pool a country club by membership only
- Make sure existing parks, trails, and facilities are the best they can be and are well-maintained. After that is ensured, then adding more open space and trails would be good.
- Make the entire area accessible without a car
- Make the open spaces and surrounding homes safer by solving our coyote problem. We have a huge problem in Homestead in the Willows
- Make the parks and recreation facilities better and clean. Folks must pick up after their dogs. Kids supervised.
- making more trails/paths wheelchair accessible and stroller friendly
- making parks and outdoor rec facilities more user friendly with restroom facilities, more shelters and picnic areas.
- Making sure current facilities are properly maintained and updated
- Making sure that the overwhelming increase in development in the South Suburban area does not I pinged upon the green and open spaces. In addition, S.S. Should make every effort to acquire more open space to help preserve the health welfare and character of the region.
- Making sure you have appropriate service offerings for all the communities you service. I presume metrics detailing service area will show that SW Littleton is terribly distant from any recreational offerings of relevance that could no otherwise be found without SSPRD. A rec Center is needed in the SW service area. It simply is just unacceptable for me to pay SSPRD the taxes that I do and not be able to have a rec facility closer than 15 miles away. Foothills currently better serves Trailmark than SSPR. Don't add to over serviced areas like Lone Tree, help the under served before giving more to those who have in abundance. There has been a clearly expressed need and desire from Littletons Master Rec Plan for better recreation from SSPD.
- Making the community a better place and making it so that more people want to get out and be active.

- Manage the increasing use by a growing population. For example, the new apartments by Aspen Grove add many new trail users, and the trail maintenance seems to struggle to keep up.
- Maximize outdoor space and beautiful areas in the district with a focus on resource use efficiently and sustainability for the future.
- Meet the need of the area residents.
- Meeting the needs of our growing city with additional Rec Center and fields
- Mejorar, mantener, y incrementar las rutas en la naturaleza en los años que vienen.
- Modernizing facilities. Promoting usage of indoor and outdoor facilities. Promote Appreciation and enjoyment of nature. Promote participation in good healthy activities. Taking care of themselves and keeping healthy weight.
- More (nicer) off leash dog parks; more splash pads for kids; more trash cans along trail systems at places where they are heavily used
- More adventure style activities: Mt biking trails, rock climbing gym, running and biking trails...less effort on golf courses.
- More and better access trails/walks to existing parks; example: the residents of Greenwood South Subdivision, along Orchard Rd, east of Palos Verdes Park ...amazingly have never had an access trail/walk to Palos Verdes Park...and those homes are 30 years old. / This needs to be an immediate priority. /
- More and improved outdoor trails,. Improved indoor facilities...make them brighter and nice equipment. Love the area...just needs some slight improvements! Love the exercise classes at goods on...and art classes. Keep offering all the classes...they r worth the extra money. Improve outdoor venues... people need to be outdoors. Thanks for listening.
- more bike trails and pickleball courts
- More classes offered at Lone Tree Rec Center. Almost all the classes I want to take or have my kids take are at South Suburban or some other rec center. You built this wonderful rec center, but offering sparse number of classes.
- More connected bike trails, recreation centers. Keeping parks and open spaces beautiful. You are doing a great job!
- More connected recreation space interwoven into communities providing safe, convenient, non-motorized links between neighborhoods and activities.
- More connected trails - paved - there are too many distracted drivers and the population is increasing so it isn't safe to ride bikes on the street / Update Lone Tree Rec Center / Fix the Bluffs trail - just grating it isn't working. There is a lot of run off during heavy rains and the sidewalks are getting flooded with mud. Use crushed gravel like they use on the trail behind Cornerstone Church. / Maintain the Carriage Club park better so there aren't so many weeds /
- More dirt trails. Add an outdoor pool to lone tree rec center.
- More expanded facilities for youth sports that are maintained. Nothing is worse than showing up for an event and finding broken glass and trash.
- More family friendly activities, parks and playgrounds, connecting existing trails
- More fields and better quality fields for soccer, lax, etc. Fields are in much need of improvements. / Would love more indoor facilities for field use.
- More fields for organized youth sports and soccer complex
- more fields for the kids sports with ample parking
- More of the same.
- More off leash dog parks or allowing unleashed dogs in parks when they aren't being used.
- More off leash dog parks. More choices of classes for aging baby boomers.
- More off leash dog spaces
- More off-leash dog parks. Better signage on trails. Maintaining good walking trails and connecting them together.
- More open space and green space, and connecting those spaces with trails!

- More open space and providing more interconnection of new and existing trails.
- more open space and trails
- More open space with bike/ walking paths. Add more trees along to provide shade during the heat of the day.
- More outdoor and indoor field space / More neighborhood pools
- More outdoor basketball courts
- More outdoor trails, more lap lane availability at pools indoor and outdoor
- More parking at Goodson and build an additional recreation center.
- More playgrounds and splash pads. Also more shade structures at existing parks.
- More Pools! The ones now are so crowded during the days with school aged children care programs.
- More pools, more rec centers.
- More security. We have just had an amazing improvement to our park in our neighborhood, however the riff raff have been hanging out there and it is causing parents to fear for their children safety. In addition to that, the wrong people are hanging out there and leaving their cigarette butts and trashing the new facility. It is a terrible shame that they think that a nice new childrens playground should be a place for them to loiter and hang out. The new park is in the neighborhood of Hunters Hill in Centennial. If there were signing to discourage the smoking and the frowning upon littering I think it might help. But security is an issue as well. I have been calling the sheriff on occasion, but no one really knows what to do. Is there any type of security service in the budget? I think this should be a priority.
- More signage on trail showing the distances much more often. Add more open space that has access with trails and signage. Maintain the rec centers and make necessary upgrades and replace outdated equipment; make sure all equipment is always working and maintained. Upgrade facilities with energy efficient equipment (solar, LED lighting).
- More soccer fields / Trail expansion and maintenance
- more soccer fields and indoor soccer complex
- More soccer fields and open spaces. Currently we have to travel far away for practices and games and it would be wonderful to have soccer fields in our community. Additionally, more open spaces would enhance the beauty of the area by keeping housing developments out.
- More soft surface running trails
- More tennis facilities and improving current ones. The bubble leaks
- More trails or existing trail improvements such as better crossings at intersections or trails going above or underneath roads.
- more trails; update current facilities; another indoor soccer facility
- More user friendly
- more variety and flexibility in programs offered and hours
- Mountain bike trails/park
- Move forward with open space acquisition . Keep what is already offered in the best possible condition. Communication is vital. I do not want outside vendors (food, drink.....)
- Much more Open Space projects. When the space is gone, it is gone! Arapahoe County was very late in starting their open space program - it is so important on so many levels, especially with so many more people living here!
- Multi purpose fields fir sports i.e. Soccer snd indoor facility for soccer and other sport!
- Multi purpose lighted turf fields (soccer, lacrosse, football) / / Cornerstone is a joke as to what the other soccer clubs offer in the area
- My preferences are for the improvement of current resources. My family accesses soccer fields regularly and are frustrated with the lack of consistency in fields. Some are sloped, they aren't mowed satisfactorily, etc. We have also organized neighborhood pickup soccer games and been chastised for not having a permit by a ranger. So I'd like clearer policies on use. Some of the play equipment poses

- a safety risk to children. I'd like the water fountains to be in working order. I'd like for our current parks to become more impressive, rather than continue to decline while new resources are built.
- natural environments, walkways
 - Nature connection, Greener care. Fewer chemicals.
 - Need more open spaces and trails. Take care of facilities that have now or Improve what you have
 - Need much better design and subsequent maintenance and safety of trails. Design elements should include better and safer crossings of streets (example: new trail at Littleton Blvd needs safer crossing at court house). Maintenance must include better noxious weed management in open space and along trails. Safety needs to include more patrol, citations for dog off leash and failure to pick up dog waste.
 - Need to have maintenance with over growth and clean up along trails. Otherwise, great job. Taking this survey had made me realize i should be exploring and using more of South Suburban's other programs.
 - Need to include the shooting sorts and find a place for a shooting range.
 - neighborhood focus,.... being able to walk to park -- not having to drive -- that encourages families and children to be outdoors.
 - Neighborhood parks, park bathrooms.
 - Neighborhood pools!! and parks with rubber mulch or rubber pads rather than gravel or woodchips. /
 - New and better indoor tennis facility on east side of the district.
 - New facility(s) that attracts all age group with a personal trainer/group instructor provided every time you walk in the door. Provide Yoga classes at Red Rocks or local parks early in the morning.
 - New ice arena
 - New ice rink facilities. More youth soccer fields
 - New soccer facility complex that is able to support tournaments and provide decent fields.
 - new to area so not sure
 - New trails but not paved trails please!
 - No wasteful budgeting.
 - Obtain new parks, land, and open space, that can be developed in the future to insure future generations have a place to spend free time. The amount of open space, parks, outdoor recreation, and planned trails, etc. is important to Coloradans. These resources help the communities health, provides activities for individuals and families, and also increases property values. Properties must be maintained and can not be allowed to fall into disrepair or they are ineffective.
 - Off leash dog park
 - Off leash dog parks
 - Offer and promote programs, classes, and activities for older adults, the majority of the customers during the day at Goodson. . At Goodson, the Body Pump classes (mainly for 30 and under) that were substituted for the aerobic classes at Goodson (filled with mostly over 40 adults) was a disservice to the population at Goodson.
 - One small item would be for South Suburban is to improve the catalog option of the website. When you search for something and then close the results, the search filters are removed. / / As for other items, programs that are scheduled around working families would be nice. Also special programs on learning on water conservation and other things to improve the environment and living together with nature would be nice.
 - Open an outdoor pool at Lone Tree Recreation Center. The Ridgeway community has tremendous growth and we need an outdoor community pool.
 - Open space acquisition followed by trail development.
 - Open space acquisition, if still available. If not now, it will be gone. Take good care of existing open space/natural areas. Promote outdoor time in nature esp. for children and for all folks. Offer accessible gym facilities, quality classes of the nice array already offered, maintain and upgrade facilities over time. I think South Suburban is doing a good job!

- Open space conservation, nature/wildlife classes and education, connecting trails, Safety (trails don't need to be incredibly wide, but not super skinny),
- Open space needs to be acquired, including the west side of the district. Keep in mind wheelchair access especially since Littleton is growing older.
- Open space, connected trails, Club House renovation at Lone Tree Golf,
- Out of all the ideas, I think adding more off leash dog parks would be great for the area. There are not many around close to the Centennial area. There is a dog license fee but no amenities for dogs. I think a great place to look would be the Willow Springs open space at Holly and Arapahoe. There is parking and lots of people bring their dogs there already. Thank you!
- Outdoor pickle ball courts for Sheridan Recreation Center and help with it's maintainance. Make some kind of fair rules so everyone can use Cornerstone Park's facility. Not just a few people monopolizing it.
- Outdoor pools for summer enjoyment in and around Heritage Neighborhood (Southbridge pool) / Improve connectivity between trails and to points of interest. (Light Rail stations, downtown & shopping areas, rec centers) Make trails a form of transportation not just for recreational. / Acquire more parks and open space / Update existing neighborhood parks with more contemporary playground options / Maintain water flow through High Line Canal and Lee Gulch
- Outdoor talks and parks
- Over the next 10 years (really much less) the opportunity to obtain more land will be minimal to none. Now is the time to purchase all that is possible to ensure that it is there for future generations to enjoy. The future is unpredictable, but we do know from other cities that have grown - open land is rare and should be guarded at all costs.
- Overall, I think South Suburban does a wonderful job maintaining, parks, trails and open spaces. I think plowing the trails and sidewalks in the winter could use a priority especially for new sidewalks. And just updating equipment and facilities as they start to age and wear.
- Parking and traffic flow should be included in plans. Older citizens only programs are during the day when a lot of us work instead a few things in early evening
- Parking at Goodson!!!
- Parks improve quality of life and maintain property values. Both important reasons for future investment.
- Partner up with local businesses, versus pure Parks and Recreation initiatives, to help with our future and how to handle our land and spaces.
- Pedestrian and biking trail network connectivity and signaled street crossings, especially at "mid-blocks" for major streets of subdivisions. / For example: My neighborhood (Liberty Hill located just south of Arapahoe Rd and west of Holly) has the Willow Creek open space nearby that connects to the South Suburban trail network. There is no way to get across Holly Street safely to reach that trail network, meaning no signaling, no pavement markings, no infrastructure such as a median (like the one located north of Arapahoe Rd on Holly Street), no curb cuts for strollers or wheelchairs, etc. Easter Street (between Colorado Blvd and Holly Street) has a very wide right-of-way for cars, and even bike lanes, but lacks sidewalks in different sections. This would be an ideal place to take right-of-way from cars and extend the South Suburban trail system, if you can traverse the political challenges that it would entail. / Thanks for listening!
- personally - I would like to see the focus on a larger soccer/turf facility - either indoor/outdoor or both.. many other communities have good examples.
- Personally, the tennis programs would be a big priority in our household.
- plan for future growth - population and development - by preserving existing greenways and requiring greenways as part of overall development plans (residential and commercial)
- plant more flowers in the open space to attract pollinators, honey bee's and Monarch butterflies..., etc...
- Please provide more shaded areas in the playgrounds, especially where the little kids play
- Please try to protect the coyotes that live in the Willow Springs Open Space. They need a better food source than the neighborhood dogs - maybe a prairie dog colony? Please, please protect them.

- Pool and rec center in Trailmark. More open space and trails in it.
- Powers Park, Promise Park and Harlow Pool are depressing and need improvement. Duncan Park in Englewood is good for a small park. Westlands Park on Quebec is a good example of a very large park. Bellevue park has the same good feel. What can you do for the north east Littleton area?
- Preservation
- Preservation and acquisition of open space
- Preservation and enhancing existing
- preservation of natural space
- Preservation of open spaces, which can be developed for use in the future, even if we don't yet know what that use may be.
- Preserve as much open space as possible! There's too much development happening in our area. Thank you!
- Preserve existing trails
- Preserve lands have now and acquire new.
- Preserve open spaces.
- Preserve South Platte Park - it's a jewel. Do what we can to acquire land adjacent to the park. Add restrooms at high use parks (especially those with baseball/ soccer/lacrosse fields). Build more tennis courts...a few more indoor would be nice; very difficult to find a place to play in winter months since Bubble is wildly popular. Indoor soccer/lacrosse fields would be beneficial as well.
- Preserve what we have now by keeping up the maintenance of all facilities indoor and outdoor. Make sure that we don't over tax the community members to create new projects that would have high costs. Prove to the community that South Suburban serves them and that what they plan is necessary by being transparent on the reasons for all projects that they propose and the costs of all projects. Create zero landscapes where they can and preserve our most precious commodity, water. Become a shining star in Colorado by leading the way on creating a community of parks, recreation, trails, facilities and open space that has a record of being led by the community members in creating places that are healthy, safe and a great place to be.
- Promote and support healthy living through out the district by providing facilities, parks, trails, recreation centers, open space and facilities which support personal health and well being. Have the opportunities and infrastructure where each resident can find the answer to this question everyday: "What can I do today at a SSPRD entity which will make me healthier and happier with the quality of my life?"
- Properly maintain current facilities. Expand recreational opportunities, but be fiscally responsible.
- Protect and expand open space, because at the rate building is occurring there won't be anything left. Maintain what we have so that it stays nice.
- Protect existing wildlife refuges and expand / acquire additional areas for wildlife habitat.
- Protect his much open space as possible. Create safe Havens for wildlife. Promote education about wildlife and the
- Protect open space, maintain current facilities
- Protecting as much open space as possible. Would like to see an off leash dog park at Dekoevend Park.
- Provide a quality indoor track of at least 0.1 miles per lap for runners and walkers to use when it is too hot, too cold, too wet, too windy, too dark, too muddy, etc. outside. This would be a dedicated track where seated or standing observers would not be permitted to stay or to block the track in any way. The track would have rounded turns, permit the runner to see others ahead on the track without the use of mirrors, have a cushioned, non-slip surface, be wide enough for four abreast usage (allowing two walking users to be side-by-side while being passed by a runner with a safety margin of clearance), and be air conditioned like the rest of the facility. Finally, it would have a posted summary of track rules and etiquette. This indoor track would thus be a great improvement over the best indoor track that SSPR has at this time, which is at Goodson. While Goodson's track is the minimum 0.1 mile per lap, is some-what non-slip, somewhat cushioned and has two velcro'd arrows to show direction of travel, it is otherwise a track of last resort because it: 1. has right angle turns, 2. you can't see ahead of the turns

except through use of mirrors, 3. spectators for the exercise areas block the track and frequently include those wandering on the track who are oblivious to runners, (it is called a, "running track," after all), the air conditioning can't keep up on the south side during the summer, and it lacks signage to instruct users on track etiquette, and where runners and walkers should generally position themselves as they use the track for safety and consideration (etiquette).

- Provide as much open space as humanly possible because adding more people creates a great distress on the people themselves and open spaces with trees and grass are calming...
- Provide classes programs for children and teens after 6 pm. Working parents can't get kids to classes or programs on weekdays earlier than this time.
- Provide clean open areas to safely have families. Stop any drug usage in these areas
- Provide facilities and activities for all age groups and physical abilities. Further appreciation of natural non-commercialized areas, and provide access to them.
- Provide More affordable rates on activity and Rec centers for Property tax paying residents!!!!!!!
- Provide more connections between the trail system with safer crossings and interactions between vehicles and pedestrians/bicycles.
- Provide multi-use fields and parks for recreation and enjoyment.
- Provide out door space but protect the environment and wildlife
- Provide the best possible maintenance for existing facilities.
- Providing high quality facilities for residents at reasonable cost. I believe the trails are an integral part of Colorado life and the expansion and maintenance of the trail network to keep pace with the population should be a key focus. Personally, the costs of using a rec center or outdoor pool add up quickly for a family and while they are certainly reasonable for one-off visits, they currently preclude my family from enjoying them as much as we would like to.
- Providing new opportunities for recreation.
- Providing space and facilities that encourage outdoor appreciation and indoor activity in poor weather.
- Purchase open space, maintain and upgrade existing facilities, connect trails for easy access to metro area.
- Put a flashing walkway/road crossing connecting South Suburban Golf course with the Highline Canal trail. The cross way should create a safer passage across Colorado St.
- Put a pool and clubhouse (at a minimum) in the Trailmark neighborhood. Tennis courts would be great as well. We pay Littleton taxes and have very limited amenities because the rest of Littleton is so far away. We are members of South Suburban but don't use the facilities because they are too far.
- Put a Rec center or pool near the Trailmark community in Littleton or create a partnership with foothills park and rec so that Trailmark residents can use programs and facilities near their homes for in district prices.
- Put more straight chairs at cook pool. I have asked for this for at least 7 years. Seniors need them! Children sit in them. There are only 4!
- Quality
- Quality facilities that can provide service to a growing and diverse population.
- Quality over quantity
- Quality programming; maintain good trails/parks.
- Reduce costs.
- Reliable internet access throughout existing and new facilities, especially in instructional areas like the Goodson pool where parents are present while their kids take lessons but can't participate. With no WiFi and spotty cell service, I'm just sitting there staring at the wall while my children take lessons. Each summer my wife has to argue with me to get me to agree to take them and I look for any pretext to not go each session.
- Remodeling, improving, expanding, upgrading existing facilities. Maintain or increase open space that is multi -use. Keep open space relatively free of buildings and structures. Open space should be just that, open. For example, although providing a great service, the memory care center being built right

next to deKoevend park will detract greatly from the aesthetic qualities of the park. The building being so close to the park with no real buffer zone is obtrusive. Improve existing facilities rather than building more.

- Renovate the section of the Highline canal corridor under South Suburban's control with an emphasis on planting trees that can cope with a hotter, dryer climate.
- renovate, update and maintain the facilities it has before getting anything new. The state of the district is extremely outdated and in need of very basic repairs like new parking lots to name one small example.
- Renovating or replacing Sheridan Recreation Center. Make sure each neighborhood has a gathering place - a park with pavilion and playground so all ages can come other and build community.
- Replace Goodsen with a new rec center like Lone Tree. Create new bike trails and connect with existing trails.
- Responding to what users want or need.
- Restrooms, keeping trees healthy, lots of green areas, clean and safe places to walk, run and bike.
- restrooms, park benches, more for the older/mature citizen to enjoy, less expensive cost of recreation
- Safe bike riding lanes and trails between schools and homes. / / Better training on sustainable soft path design and maintenance. (See IMBA Classes) Getting better but still getting / washout at Bluffs. / / Enlarging LTRC to deal with growth
- Safe spaces for jogging/picnics/outdoor rambles for people of all ages. Provide restrooms.
- Safety / Respect and courtesy for our fellow users. / Respect for the amenities that are provided with our taxes.
- Safety and cleanliness
- safety and maintenance of trails, playgrounds
- Secure open space/land to ensure all not bought up by housing or commercial developers
- Securing additional land/open space before it is gone.
- Senior activities
- Services at Trailmark - rec center, pool, etc.
- Since Senior Citizens represent a large group of South Suburban, it deserves recognition with classes and areas for their level of abilities. South Suburban offers many programs for many residents. They do a great service for our community. Thank you. /
- Smart and sustainable growth with the thought of protecting and or improving the environment as a top priority.
- soccer facilities and possibly indoor
- soccer fields
- solar PV panels and batteries for all outdoor lighting - completely! And solar PV for buildings/facilities too. In 10 years time SSPR should be generating more than it uses.
- Some kind of outdoor pool and it Rec center near trailmark. Also improving and connecting any trails and maintaining playgrounds
- Somewhat selfishly, I would say restroom facilities (even just port a potties) on the trails. I'm a distance runner and have found myself in many uncomfortable situations stranded on the highline in desperate need of a toilet!
- South Suburban has clearly demonstrated that they can NOT adequately maintain the assets that they already have. South Suburban should stop trying to acquire any more assets before they can demonstrate that they can properly maintain what they already have. The maintenance and cleanliness of the existing South Suburban facilities is extremely poor. South Suburban can't handle what it already has, so stop wasting money adding more facilities that you also will not maintain properly. South Suburban should freeze acquiring any more assets until they prove they can maintain what they currently have.
- South Suburban should focus on maintaining and upgrading existing facilities, especially the pools, to provide a better quality experience for patrons.

- South Suburban's top priority should be creating more open spaces where people can gather specifically to watch the sunrise. These open spaces should be connected by trails to make the community much friendlier. Their next priority should be developing a new sports complex with multi purpose fields. We do not have a very nice sports complex in the area that is not owned by a school. It would be nice to have one just as a community.
- Southbridge Swim and Raquet Club would be a great park /open space area; or keep as a recreational area with the pool.. Please keep the path and bridge open to the Highline canal. / / / Parking at Southbridge park is dangerous!!!!
- Speaking selfishly as a Walnut Hills resident, we're kind of stuck in the middle for recreation facilities, with neither Goodson or Lone Tree being viable options to reach regularly in any other way than by automobile for most people. It seems that Holly Park has enough space and accessibility to make it a good target for building another rec center at some point. One way or another it would be AMAZING to have a rec center that serves the neighborhoods of this area better. / I feel the Holly Pool could also use a significant upgrade. / Selfishly, again, I would love to someday see Walnut Hills/Hunters Hill become better connected to the trail systems in Willow Creek and Homestead. We're a bit of an island right now which makes it difficult for families to start long bike rides together from home. / Lastly, and I think this is right up there with building a recreation facility in the area-- a trail needs to be built to connect the trails near Holly Pool/Tennis to the tunnel that runs under Arapahoe Rd. to the east. It's great to have a way to cross Arapahoe from the south without dealing with the traffic, but the way riders and runners get spit out onto a narrow sidewalk with zero buffer between them and cars travelling 45 mph seems like a definite safety issue. It would take some engineering, but the space is there to construct a trail connection there that's better divorced from the road.
- Specifically, I would love to see a small (7v7) soccer field put in immediately west (and perpendicular to) the existing soccer field in Progress Park. Currently, I am one of three soccer coaches using that area 3+ days per week to provide soccer opportunities to low-income immigrant families in that neighborhood. I believe that our presence there has revitalized the park in many ways. I would love to have an additional field for use when we are running concurrent practices.
- Speed up the South Suburban Golf Course renovations and once the new club house is completed the bar/restaurant should be sub contracted out to some one who is interested in catering to the needs of golfers. The current bar/restaurant goes out of its way to not cater to golfers and on most days seems to have no interest in making money which results in myself and many others to spend our money elsewhere on food/drinks.
- Spend less on placing cement and rock "erosion controls" on small streams in parks. Instead plant native riparian trees and shrubs whose roots offer natural bank stability to channels. Too many time I have seen our natural streams "engineered" to death. All streams meander somewhat. They may erode one side of the stream for a time and then change configuration to erode the other side. This lateral erosion is normal and natural. Learn to live with it instead of pissing away parks budgets for "engineering" streams. / Two examples I am familiar with: / Walnut Hills Park. This park has Little Dry Creek flowing through it in a valley that is fairly well incised. The stream has very little in the way of a floodplain, so meandering prior to lining the channel with granite locks and cement had little room to migrate laterally. During heavy storms, the banks would erode somewhat, but because the valley is incised, there was little lateral damage from floods. Farther downstream, willows border the channels, offering natural stabilization. Absolutely no property was threatened. Still Parks and Recreation thought it necessary to waste tax dollars lining this channel. A natural channel that offered children a glimpse of nature replaced by a stone and cement culvert! / The other example is the recent channelization work on the Platte River in Littleton. Because of the 1964 flood on the Platte, Chatfield Reservoir was built. I get that! So flow was stabilized and reduced, and a the channel had to adjust to a new flow regime. Vegetation, mainly willows started restricting the channel because annual floods no longer did channel widening. It takes many years for a channel to adjust to a new flow regime. Let it happen for free, and keep the engineers on a leash! / / Noel Waechter, Geologist/Fluvial Geomorphologist /
- Spending as little as possible to keep it truly natural.

- Sports field/complex
- Squire more land, build more top notch facilities, provide incentives/promotion for their use
- SS does such a good job now that, we are lucky indeed, keeping and enhancing what we have. There should be a volunteer program to let seniors or anyone for that matter assist. There may be a program like that already I am not sure. Keep up the good work.
- SSPRD needs to strike a balance between increasing its offerings and maintaining what we have. For example, the Lone Tree Rec Center is in need of some updating in the shower locker room areas. The city of Lone Tree is growing and will need recreation facilities commensurate with those that have already been established in the existing areas of the city. Paved trail connectivity needs to be a priority. Ensuring that neighborhood trails connect to bike lanes and the major trail arteries (e.g. Cherry Creek, Mary Carter Greenway, and C-470). Soft surface options parallel to existing trails (like on Mary Carter Greenway) is also important to runners/walkers and cyclists for safety reasons, high traffic areas should be a priority.
- SSPRD should focus first on what it owns and supports now. Current buildings, trails and parks are being neglected and notably under financed. When budget planning, providing services/recreational activities for all ages at levels based on the areas' specific demographics should be a close second. / We have lived in the district for 2 decades and, with young kids, the recreational options were in line with the household's needs. The kids grew and SSPRD had less and less to offer them. Now that the adults have the time and desire to make use of your facilities/services, the options are few, the cost is prohibitive and the physical facilities neglected.
- Stay current with the demographic. There are more young families and less elderly as the neighborhoods turn over. It would be nice to have more activities, classes etc. for children and younger adults. Also some of the Rec centers seem out of date. Especially Goodson and their pool.
- Stay within budget.
- Stick with facilities SS has, unless a super opportunity arises to purchase something new. Update and maintain existing facilities above all.
- Stop building new things and just take care of what you have.
- Stop wasting money, learn to negotiate and outsource work. Break down the bureaucracy that has been there for years so you can serve the needs of the residents first as opposed to SSPRD.
- Strong maintenance for what is already there, along with some expansion as possible financially.
- Strongly approve. Would like to see more rules in place for the cyclists who ride very fast on the paths while people are walking. / Someone is going to get hurt.
- Support existing facilities while keeping a vision for expansion as needed.
- Supporting residential growth by expansion of SSPRD locations and services (to the extent there is residential growth) and maintain/upgrade existing facilities.
- Sustain what you have without degradation
- Sustainability
- Sustainability and improvement of natural and man-made facilities as population continues to grow.
- Sustainability.
- Sustainably maintain the infra-structure
- Take care of what they have. Improve.
- Take care of...update current facilities. Ensure facilities have equal or better curb appeal than the communities they exist within, Provide better customer service at rec center front desks...or better access for information for those customer service people to use. Better, more up to date signage and wayfinding for major facilities,
- Taking care of what you have.
- Taking this survey has made me realize that I don't have as much information about what South Suburban's priorities should be. For example, I don't know anything about the utilization of various facilities, either overall or by certain groups (e.g., low-income, seniors, children). I don't know the relative costs of different initiatives (e.g., building a new pool versus connecting trails). I guess I would

- be most in favor of anything that increases the use of the facilities by specific groups (low-income, seniors, children) and also for advocating for environmental awareness. Hope this helps.
- The baseball fields need much better maintenance. Of all the AYL fields we play on, they are among the worst. Grass isn't green, full of weeds, hard infields, crappy condition dugouts. Lighted multipurpose fields are lacking in the District. Trail improvements are always welcome, especially with any kind of drinking fountain, benches or permanent restroom enhancements.
 - The district should build a new club house at South Suburban golf course that has a "country club" feel to it. There should be meeting space/ballroom that can accommodate weddings/grad parties/etc, a real restaurant (not just for golfers) that is open for breakfast, lunch, and dinner, a pro shop, and probably a bar/lounge for the golfers and evening events (live music, etc). Make this a place that the community wants to gather, even if they could care less about golf. I have visited a Wheaton, IL park district facility just like this at Arrowhead Golf Course (Wheaton, IL not Colorado) and this should be what SSPRD strives to duplicate. <http://www.arrowheadgolfclub.org/>
 - The geese are a growing problem on the golf courses, athletic fields, trails and parks. The poop is everywhere. Can something be done?? / / The trail in Little Dry Creek Park needs replaced or repaired. The basketball court by the playground often has puddled water on a large part of it, every time it rains or the snow melts, or the sprinkler system goes on. It becomes slippery and prevents the court from being used. P.S. I forgot to add these comments when I did the survey.
 - The growing sport for people of all ages is Pickleball. The new courts at Cornerstone are wonderful, but are already crowded. Adding additional / courts would be a great addition to South Suburban District offerings.
 - The ice rinks needs to be replaced.
 - The purchase of additional Open Space. Constructing new trails and connecting exiting ones. Work harder to keep existing facilities in top-notch shape.
 - The South Suburban Ice Rink needs to be renovated. It would serve more people well, with new design and a new ice rink.
 - The trail system is the jewel of SSPR and it should be highlighted and improved.
 - The website is often times difficult to navigate especially when looking for information and sign ups for leagues. There should be a mobile version of the website because out is virtually inaccessible from a phone or tablet. Some parts of some parks are in poor condition like the basketball and tennis courts at Charley Emley park. Also the outfield of the Softball fields at cornerstone park are very uneven and have large dips and drop offs. Overall my family absolutely love South suburban and we participate in 9 or 10 leagues per year from youth volleyball and basketball to adult Softball. One perk that other rec leagues around the city offer is if you volunteer to coach youth sports you receive a discounted rate for the next league that you participate in after that.
 - There are not enough venues for youth sports. Soccer fields, in particular, are overcrowded. We need fields that can be used at night (with lights) and year-round (indoor). Open space and trails need to continue to be maintained as well. They are a highlight of the area.
 - There is a surplus of recreation centers. 24 hour fitness, Lifetime, etc. Focus on the Golf courses, parks, and existing facilities and the programming to use them well.
 - They need to be dog friendly
 - They need to do a much better job of maintaining what we already have! No need to build more parks, baseball fields & Rec centers. The baseball fields by Lone Tree Elementary School was never maintained years ago. Rec center locker rooms need cleaning & updating & ladies showers that work properly.
 - Think broadly about 21st century needs for new offerings while properly maintaining current ones.
 - This is truly a bs way ...of asking people to pay more taxes....to support these venues.....please be more straight forward..next time
 - To add facilities in support of increase in pou /
 - To build on the parks that we already have, but also keep up the maintenance and improvements of our current facilities.

- To continue to maintain and improve what SS already has and attempt to add to the open space, parks and infrastructure which will become increasingly more difficult as land is bought up for other uses.
- To ensure development does not overrun our beautiful open spaces, in particular the Higline Canal. Continue to preserve open space , make it accessible and safe. Develop programming and facilities to enrich the lives and health of a diverse community.
- To grow your space according to the population growth. Please look at southbridge pool for a new site (pool and tennis facilities already in place. Maintain QUALITY programming but not overextend.
- To improve current facilities and offer better sports fields.
- To increase it. I think this is the best place to live because of the parks, trails, and open space. I choose to pay more for less house so I can have access to all these amenities and because all the open space provides a better quality of life.
- To keep what you are doing and connect trails and maintain trails
- To maintain and improve current facilities, including parks and trails, in order to provide programs and activities for all age groups. To add programs and activities, as needed, to accommodate growth in the various communities served by SSPR.
- To maintain existing facilities and locations while slowly acquiring/building new areas.
- To maintain the facilities & improve the ones you already have.
- To make south suburban parks and recreation district a FUN place to participate and want to be part of.
- To make sure amenities increase along with population.
- To obtain and maintain open space. With the volume of people moving to our city, open, undeveloped space should be a priority.
- To offer low cost classes on the weekends based on popularity. Offer a free class for people to check it out before committing.
- To provide all areas of the district with diverse offerings- for example more than one skate park for the whole district- outdoor pools in all areas of the district. Also to look at the demographics of each area of the district and cater toward that. For instance, the east side (Lone Tree, Centennial) has lots of families, but the skate park is far away.
- To provide outdoor open spaces for all ages to enjoy.
- To purchase and maintain wild, natural open spaces. Provide a place where local residents can enjoy a healthy lifestyle inexpensively. We do not need increased taxes just to advance a build build build agenda that justifies increased bureaucracy and SSPR growth. If the population of the SSPR district grows by 3%, then the budget should grow by less than 3% - existing facilities can accommodate some growth.
- To run as profitable as possible and not spend too much on tax payers money
- TOP: repair / maintain / NEXT: acquire / THEN: build
- Trail connectivity and preservation of nature.
- Trail improvement.
- TRAILMARK needs amenities. The current SS amenities are too far to use ie outdoor pools, dog parks, frisbee golf etc. We end up using Foothills.
- Trailmark recreation center and pool. Improve recreation facilities
- Trails
- Trails
- Trails
- trails for non-motorized transportation
- Trails, open space and kid activities.
- Trash receptacles and restroom facilities
- Try to maintain existing facilities, continue to add open space..not sure I feel we have to have a variety of different sports-keep it simple

- Update and expand current recreation centers. Create something like they have in Highlands Ranch, 4 large well equipped Rec centers with great programs and with quality instructors to serve the growing community. More soccer fields.
- Update and upgrade existing facilities and equipment. Continue to expand and improve group Ex classes for adults. Protect open space from development.
- Update facilities
- Update Goodson rec center
- Update indoor rec centers and build for future population growth
- update older facilities, add trees outdoors
- Update out dated facilities
- Update play grounds and parks, update pool facilities, expand and connect trails,
- Update the Goddson Rec Center bathrooms, playground and gymnasium air conditioning. Love to see paved trails. / The Lonetree side of things are fabulous. / Sheridan rec center outdated as well. / Buck is fabulous. / I think the pricing is great- the staff is friendly and overall my experience is wonderful. / Thank you for your hard work /
- Update, clean
- Update, repair existing facilities. This side of town has only one outdoor "waterpark" pool at cook, and only one indoor at Lone Tree (although the indoor pool at buck has nice amenities). Neighbors drive to Westminster to utilize such facilities. Update neighborhood pools, especially those with swim teams who host other areas. It is embarrassing that our pool has non-functioning toilet paper rolls, and other states of disrepair. I love our SSPRD and the trails, parks and facilities and we utilize them on a daily basis
- Update, upgrade and make them accessible to all. More programs for those with disabilities/mobility challenges...
- updating existing facilities - adding more of what the community is needing to become involved
- updating existing parks and playgrounds; building a recreation center with a competitive length (50 meter) pool
- updating existing programs and facilities, enhance/improve trail systems for walking, hiking, biking
- updating facilities, adding bathroom facilities
- Updating out of date facilities & acquiring more open space.
- Updating rec centers like Goodson.
- updating the parks and trails to include more restrooms, drinking fountains and water features
- Upgrade and cleanup existing rec centers. The locker rooms and saunas in Buck and Goodson are in desperate need of remodeling. / Improve the park facilities. Add bathrooms to smaller parks especially where there are scheduled sporting events.
- Upgrade and maintain current facilities, trails, parks, ball fields, ice rinks and golf courses.
- Upgrade existing Rec centers, and build new large rec centers
- Upgrade Lone Tree locker room /
- Upgrade older facilities, and invest in more open space for trails. Also we need more signage well before the actual crosswalks on busy streets. The existing one on Maximus is almost in line with the crosswalk. Drivers need more advanced notice of possible pedestrian and bike traffic.
- Upgrade the current facilities where needed. ie. South Suburban Golf Club House and greens, Lone Tree Club House. / Maintain current level of activities for all ages and interests and adding more sessions when needed ie. Silver Sneakers
- Upgrade what we have i don't play golf in the restaurant new building same old bad service and menu not good. Employees take customers for granted they forget who the customer is.
- Upgrading current facilities and offering more programming.
- Upgrading existing facilities and parks in neighborhoods. Work on open spaces to make more attractive to visit
- Upgrading what is already there

- Upkeep like homeowners do with their yards. Family friendly activities which will continue to attract homeowners to Littleton. We MUST be environmentally conscious as a district and educate everyone on why we must sustain what we have.
- Upkeep of buildings and connecting paths
- Upkeep of existing facilities
- Use ability for the growing senior population
- Very personally, I'd like to see more pickleball courts like the ones at Cornerstone. The sport is becoming more and more popular and it would be nice to have outdoor courts in the SE area of the district.
- Water conservation, protect trails and open space, High-Line Canal trail improvements
- Water quality in the canals and creeks they follow need to be protected. South Suburban has done a great job creating access to our water amenities but in many cases, the water quality is dangerous. People should not be recreating in the water. South Suburban needs to be a model in connecting people to their water and helping them protect it.
- Water sports.
- We have seen a tremendous growth in the Senior age brocket in the sport of pickle ball; recently more and more young people seem to be showing up. More courts would be an asset, and with Colorado's relatively mild weather, year round courts would be nice.
- We have so many families with kids around Goodson and Buck, and their pools and their programs are abysmal. I have had NINE classes that my daughter has signed up for cancelled. I have finally looked at other venues to provide classes for her that won't be cancelled last minute. Compare the pool at Goodson to the recreation center down in Castle Rock for instance. There is no comparison! Parents would flock and spend money to have a great rec center in Centennial/Littleton that offered great programs for kids and an incredible indoor pool!! (Notice I did not include LONE tree in this, they are fine but too far from us.
- We need a new rec center if they aren't willing to fix up Goodson and Buck- these places are terrible for kids. The water is so cold at Buck that we/ all of our friends have stopped going there. We have complained many times and have given up. The "lady in charge" said it was too expensive to heat the water. ??? Goodson has no play equipment except for a baby slide. You are missing out on a HUGE demographic: moms looking to take their kids somewhere fun!! These places aren't it, sad to say.
- We need additional soccer fields with better grass matanence and functional restroom facilities, we also need more rest areas and restrooms available along the Mary carter greenway, Milliken park etc. lastly, the open space at jackass hill should have benches or picnic areas to enjoy the view
- We need better soccer fields (complex)
- We NEED desperately a 50 meter competition swimming pool. You apparently have NO IDEA why Denver had the second highest ratings of watching the Olympics this summer - it is because there is a HUGE swimming community here and living in Lone Tree we are forced to go to other parts of the metro area for competitions. IT IS A HUGE missed opportunity that we do not have a quality spectator swimming venue 50 meter x 25 yards like EPIC in Fort Collins, like VMAC in Thornton, etc.
- we need dog parks, other rec districts have lots, also would love to see more dog water fountains at more parks, such a great idea
- We need off leash/ open dog parks. Need the baseball field to be one of them!!
- We support SSPRD Highly. That said ... Modernize Goodson, maintain & "police" bike & walk trails - too many bike speeders, walkers spanning entire trail widths creating dangerous situations, off leash dogs & dog waste on trails and in parks. Fix parking "mess" at Goodson! / / Our priorities: Goodson exercise programs, hiking & biking trails. Active Adult programs. All are currently being done rather well! Congrats to Nicole & Lisa for all of their programs.
- We use the Bluffs regional park daily and creating more space and gravel trails similar would really add to love for this community. Anything outdoors we support. Thank you for your efforts!
- Well maintained, safe environment that discourages undesirable activities by gangs, drug dealers, pedophiles,etc and is an inviting place to be.

- while this is not my field of work, I would imagine that you can do some small changes that would make people want to use south suburban rec centers more often. For example, I use the Lone Tree REc center pretty often. I wish you opened earlier on Sunday (like what time you open on Saturday), and get better instructors for the classes. / I also feel like it is expensive. / Just my two cents!! / / Thank you,
- Why do you classify a senior at age 65? All the other government/recreation entities in Denver, Aurora, Lakewood, etc., classify a senior at either 60, or 62. When is South Suburban going to wake up? I am a senior age 62. I have stopped using South Suburban facilities and now go to those that give me a senior rate at 60 or 62.
- With growing senior adult community, they should provide more outdoor opportunities and activities for these folks, especially for those who struggle with mobility. In addition, with a growing populations they need to enhance and maintain existing facilities and offer more programs, tournaments, etc. to attract tourism to the community.
- With the expanding population we need to make sure that the availability of recreation centers is available with new facilities and maintaining attractive rec centers that exist currently.
- With the growing population, continue to maintain what we now have and then look for ways to obtain and create new parks and open space.
- With the growth in population, it's important to keep expanding our green spaces, parks, and trails. It is very healthy to provide an outlet to the outdoors for kids, families, and adults.
- Worried about traffic and safety of crossing on foot due to impaired vision and no longer feel that I should drive to local shops... Traffic lights at Bellwether would slow down traffic now..I hope this would be a concern .
- Would be very interested in more open spaces and dog parks!
- Would love to see an Aquatic Center designed for adult use as well as water features for children.
- Year round swim team. / Continue to expand recreational and sports activities for kids. /
- You need to revisit and take care of some of the older areas within the district. The children and families in the northern part of Sheridan and to some extent the western/ older parts of Littleton lack the opportunities and facilities families in Centennial and Lone Tree receive. Harlow Pool closes before those on the east side of the district. Sheridan has NO inside pool and residents are more likely to use Englewood's Pool than drive all the way to the Buck Center. It's closer and cheaper for me to buy their passes on sale. The field that used to serve the families near 285 was sold to Habitat and the tot park they are putting in is too small for soccer or baseball. The school district has made it clear the fields by the high school and Northgate are theirs and signage discourages use by the community after hours. The parts we can use have an incline and are not maintained. Calling something a Community Park doesn't necessarily make it one. Our children have no place to go within walking distance for swimming lessons. The community had quit using the pool much before it was closed because the maintenance was awful. The paint was peeling in huge pieces and it had a grimy ring around the edge. The hours it was available for public use were so limited it was not surprising that it couldn't sustain itself. It would be wonderful to have at least a 3-4 lane lap pool at the rec center where kids could have lessons and seniors could do laps or have fitness classes. Unfortunately our tax dollars have to flow out to build lovely facilities for the "haves" in the southeastern part of the district. I sometimes wonder if Sheridan shouldn't join Greenwood Village in withdrawing from the district altogether. On the other hand, if SSPR makes it a priority to provide improvements to older parts of the district I might feel differently. I do appreciate the efforts in the past couple of years to increase activities for kids at the Creativity Lab in Sheridan. / /
- Youth soccer and baseball fields

Appendix J: Comparison of Scientific Survey Results with Open Participation Online Survey Results

ANOVA and chi-square tests of significance were applied to these comparisons of survey questions. A “p-value” of 0.05 or less indicates that there is less than a 5% probability that differences observed between subgroups are due to chance; or in other words, a greater than 95% probability that the differences observed are “real.” Cells shaded grey indicate statistically significant differences ($p \leq .05$) between at least two of the subgroups.

Table 105: Question #1 by Scientific versus Web Survey

Have you heard of or visited any of the South Suburban Park and Recreation District facilities, programs, parks, trails or natural areas?	Scientific	Web
Never heard of or visited	1%	0%
Heard of, but never visited	8%	3%
Visited	91%	97%
Total	100%	100%

Table 106: Question #2 by Scientific versus Web Survey

During the past year, have you or any member of your household participated in any of the District's recreation programs?	Scientific	Web
No	49%	34%
Yes	44%	62%
Not sure	7%	4%
Total	100%	100%

Table 107: Question #3 by Scientific versus Web Survey

How easy or difficult it is to find information about South Suburban Parks and Recreation offerings?	Scientific	Web
Very easy	49%	43%
Somewhat easy	42%	48%
Somewhat difficult	9%	9%
Very difficult	0%	0%
Total	100%	100%

Table 108: Question #4 part 1by Scientific versus Web Survey

Below is a list of some facilities/places operated by South Suburban Park and Recreation District. Please indicate whether you or anyone in your household have used these facilities in the last 12 months, and whether you think these facilities need improvements/upgrades.		
Percent Who Have Used	Scientific	Web
Littleton Golf & Tennis Club	14%	27%
Lone Tree Golf Course & Hotel	16%	30%
South Suburban Golf Course	23%	37%
Family Sports Center Golf Course	15%	21%
Colorado Journey Miniature Golf	28%	35%
Family Sports Center	19%	35%
David A. Lorenz Regional Park	21%	28%
County Line BMX Track	3%	5%
Cornerstone Batting Cages	11%	13%
South Suburban Ice Arena	16%	25%
Family Sports Center Ice Arena	9%	18%
Sheridan Recreation Center	8%	16%
Goodson Recreation Center	46%	63%
Lone Tree Recreation Center	28%	50%
Douglas H. Buck Community Recreation Center	33%	51%
Holly Tennis Center	6%	11%
Tennis Center and Park at Lone Tree Golf Course	4%	10%
Other tennis courts	8%	14%
Ben Franklin Pool	12%	20%
Harlow Park/Pool	6%	7%
Holly Park, Pool, Tennis	9%	14%
Cook Creek Park/Pool/Tennis	12%	26%
Hudson Gardens	45%	56%
South Platte Park/Carson Nature Center	34%	46%
Cornerstone Skate Park	10%	10%
Sheridan Community Park – Skate Park	2%	4%
South Suburban trails and walkways	78%	84%
South Suburban natural areas/open space	60%	69%
Outdoor sports fields (e.g. soccer, football, basketball)	32%	51%
Outdoor sports courts (e.g. pickleball, basketball)	7%	15%
Interactive water features (e.g. splash pads)	14%	25%
Playgrounds (like DeKoevend Park)	42%	52%
Small neighborhood parks	66%	79%
Large community parks (such as Ketring or Sheridan Park)	39%	40%
Recreation programs and activities	34%	54%
South Suburban website	64%	80%

Table 109: Question #4 part 2 by Scientific versus Web Survey

Below is a list of some facilities/places operated by South Suburban Park and Recreation District. Please indicate whether you or anyone in your household have used these facilities in the last 12 months, and whether you think these facilities need improvements/upgrades.		
Percent Thinking the Facility Needs A Lot or Some Improvements	Scientific	Web
Littleton Golf & Tennis Club	41%	61%
Lone Tree Golf Course & Hotel	21%	49%
South Suburban Golf Course	47%	66%
Family Sports Center Golf Course	27%	55%
Colorado Journey Miniature Golf	53%	59%
Family Sports Center	37%	68%
David A. Lorenz Regional Park	21%	49%
County Line BMX Track	10%	28%
Cornerstone Batting Cages	30%	47%
South Suburban Ice Arena	34%	68%
Family Sports Center Ice Arena	33%	57%
Sheridan Recreation Center	32%	60%
Goodson Recreation Center	57%	74%
Lone Tree Recreation Center	27%	37%
Douglas H. Buck Community Recreation Center	29%	47%
Holly Tennis Center	22%	35%
Tennis Center and Park at Lone Tree Golf Course	4%	18%
Other tennis courts	28%	51%
Ben Franklin Pool	28%	53%
Harlow Park/Pool	34%	47%
Holly Park, Pool, Tennis	16%	45%
Cook Creek Park/Pool/Tennis	14%	28%
Hudson Gardens	25%	31%
South Platte Park/Carson Nature Center	22%	35%
Cornerstone Skate Park	40%	36%
Sheridan Community Park – Skate Park	2%	25%
South Suburban trails and walkways	43%	61%
South Suburban natural areas/open space	33%	49%
Outdoor sports fields (e.g. soccer, football, basketball)	29%	66%
Outdoor sports courts (e.g. pickleball, basketball)	12%	45%
Interactive water features (e.g. splash pads)	9%	41%
Playgrounds (like DeKoevend Park)	32%	54%
Small neighborhood parks	29%	58%
Large community parks (such as Ketring or Sheridan Park)	33%	52%
Recreation programs and activities	40%	61%
South Suburban website	54%	67%

Table 110: Question #5 by Scientific versus Web Survey

Please CHECK ALL the reasons that prevent you or other members of your household from using South Suburban recreation facilities, programs, parks, trails or natural areas more often.*	Scientific	Web
I/we are not interested	13%	8%
Don't offer the programs I/we want	9%	13%
It is too expensive	17%	11%
The hours are not convenient for me	13%	13%
Facilities are booked or full when needed	7%	11%
Customer service is poor/not welcoming	4%	4%
Not available year-round	3%	3%
Facilities are not accessible or designed for people with disabilities	1%	1%
Other:	13%	13%
Unfamiliar with South Suburban offerings	21%	9%
Other facilities are easier to travel to	8%	11%
Other facilities are better maintained	8%	11%
Other facilities have nicer locker rooms	6%	10%
Other facilities have more or better equipment	9%	13%
Poor quality of instructors/coaches	5%	4%
I like working out in a female/male-only environment	1%	1%
None, we use South Suburban recreation facilities, programs, parks, trails or natural areas often	48%	45%

**Percents add to more than 100% as respondents could choose more than one response.*

Table 111: Question #6 by Scientific versus Web Survey

I consider South Suburban Parks and Recreation services. . . A human service that contributes to the community's physical, emotional and social welfare, offering services funded by tax dollars OR A business that serves people who can afford to pay for the services through higher user fees	Scientific	Web
Completely a human service	35%	34%
Somewhat a human service	26%	32%
A little bit a human service	23%	19%
A little bit a business	8%	8%
Somewhat a business	4%	5%
Completely a business	5%	2%
Total	100%	100%
Average Rating Where -3 is Completely "A human service" and +3 is Completely "A business"	-1.5	-1.6

Table 112: Question #7 by Scientific versus Web Survey

South Suburban Parks and Recreation program offerings should . . . Focus mostly on a few traditional popular sports and activities (e.g. softball, soccer, baseball, basketball, youth football, etc.) because those serve the most number of people OR Offer fewer popular sports and fitness activities and include diverse opportunities (e.g., art classes, nature camps, downhill mountain biking, skateboarding, pickleball, disc golf, etc.) that individually may not serve as many people		
	Scientific	Web
Completely few traditional sports and activities	9%	8%
Somewhat few traditional sports and activities	13%	14%
A little bit few traditional sports and activities	29%	28%
A little bit diverse opportunities	25%	26%
Somewhat diverse opportunities	14%	15%
Completely diverse opportunities	10%	9%
Total	100%	100%
Average Rating Where -3 is Completely "Focus mostly on a few traditional sports and activities" and +3 is Completely "Offer diverse opportunities"	0.0	0.0

Table 113: Question #8 by Scientific versus Web Survey

What do you think should be the funding priority of South Suburban in the next few years? Focus on taking better care of what we have and improve the condition and appeal of parks, trails, open spaces and recreation. This means new parks, open spaces, trails or facilities would not be built or acquired. OR Invest in acquiring open space and park land and building recreation/community centers in response to the increasing population; be visionary for the future. This means the existing facilities would not receive significant improvements.		
	Scientific	Web
Completely focus on taking care of what we have	28%	22%
Somewhat focus on taking care of what we have	23%	22%
A little bit focus on taking care of what we have	21%	15%
A little bit invest in more	13%	15%
Somewhat invest in more	9%	13%
Completely invest in more	7%	13%
Total	100%	100%
Average Rating Where -3 is Completely "Focus on taking better care of what we have" and +3 is Completely "Invest in opportunities"	-1.0	-0.5

Table 114: Question #9 and #10 by Scientific versus Web Survey

To what extent would you support or oppose South Suburban taking any of the following actions?		
Percent Who Strongly or Somewhat Support	Scientific	Web
Build baseball/softball fields	61%	58%
Build a new ice facility	37%	44%
Build multi-purpose fields (soccer, football and lacrosse fields)	70%	80%
Build skate parks	39%	45%
Build an indoor sports turf facility	44%	56%
Build outdoor pools	66%	62%
Build tennis courts	48%	51%
Build pickleball courts	39%	47%
Build a new recreation center (including indoor pools, fitness equipment and exercise facilities, sports courts)	63%	59%
Build outdoor basketball courts	57%	57%
Build more disc golf courses	46%	44%
Add smaller neighborhood-based parks	80%	85%
Add larger multi-purpose parks that serve the region	56%	72%
Provide more off-leash dog parks	65%	63%
Add/expand park shelters/small group gathering areas	75%	82%
Add more opportunities for water activities/sports	63%	77%
Build new playgrounds	67%	78%
Add restrooms, drinking fountains, benches and amenities	87%	91%
Acquire additional open space/natural areas	73%	80%
Build more nature centers and environmental education	63%	72%
Add food and beverage options/ rentable venues in parks	52%	55%
Add recreation programs for youth (ages 13 to 19)	80%	90%
Add recreation programs for children (ages 0 to 12)	79%	91%
Add recreation programs for older adults (age 65 and older)	80%	91%
Add recreation programs for adults (ages 20+)	80%	87%
Add directional and safety signage to the existing trails	77%	82%
Provide more amenities along trails and trailheads (restrooms, parking, benches, trash bins, etc.)	90%	87%
Connect existing trails	92%	96%
Provide more paved routes	57%	62%
Provide more soft surface trails	89%	88%
Provide more walkway loops that are easier for seniors, youth and those with mobility issues	87%	90%
Improve energy and water use efficiency	95%	93%
Expand efforts to provide inclusive and welcoming programs, parks and facilities	84%	86%

Table 115: Question #11 by Scientific versus Web Survey

Communities offer parks and recreation facilities and programs to their residents for various reasons. Tell us how strongly you agree or disagree that the District should offer services for the following purposes. Percent Who Strongly or Somewhat Agree	Scientific	Web
Improve quality of life	98%	98%
Increase property values	84%	90%
Provide places for residents to maintain and improve their health	98%	98%
Provide places for residents to make social connections	89%	91%
Provide wellness, recreation and social activities and programs	95%	96%
Provide recreational opportunities to underserved residents	90%	88%
Contribute to the local economy; providing an attractive place to live, work and do business	92%	93%
Attract visitors and promote tourism through special events and tournaments ¹	67%	65%
Contribute to a more beautiful community	94%	97%
Encourage people to spend time outdoors/in nature	95%	97%
Protect the natural environment and promote environmental sustainability (for example, water quality, water conservation, air quality and so on)	92%	94%
Provide mobility, with trails and paths for residents to use for exercise and for non-motorized transportation	96%	96%
Provide green and natural spaces within the community with park lands and open space	94%	97%
Provide opportunities to participate in athletic or sport instruction and teams	87%	92%
Provide opportunities for community members to enhance their lives with cultural activities and personal enrichment classes	87%	87%

Table 116: Question #13 by Scientific versus Web Survey

Counting yourself how many people live in your household?	Scientific	Web
One (1)	19%	8%
Two (2)	44%	32%
Three (3)	11%	16%
Four (4)	19%	27%
Five (5) or more	8%	16%
Total	100%	100%

Table 117: Question #13 by Scientific versus Web Survey

Counting yourself how many people live in your household?	Scientific	Web
Counting yourself how many people live in your household?	2.5	3.2

Table 118: Question #14 by Scientific versus Web Survey

Do any of the following live in your household?	Scientific	Web
Children age 12 and under	27%	48%
Teenagers ages 13 to 19	20%	27%
Adults aged 65 or older (including yourself)	31%	31%

Table 119: Question #15 by Scientific versus Web Survey

What is your gender?	Scientific	Web
Female	51%	65%
Male	49%	35%
Total	100%	100%

Table 120: Question #16 by Scientific versus Web Survey

Which of the following best describes your age?	Scientific	Web
18-24	4%	0%
25-34	19%	8%
35-44	15%	29%
45-54	27%	24%
55-64	13%	20%
65 years or older	22%	19%
Total	100%	100%

Table 121: Question #17 by Scientific versus Web Survey

What is your race/ethnicity? (Please check all that apply.)*	Scientific	Web
American Indian or Alaskan native	3%	1%
Asian or Pacific Islander	3%	2%
Black or African American	2%	1%
Hispanic/Latino/Spanish	4%	4%
White/Caucasian	92%	94%
Other	2%	2%

*Percents add to more than 100% as respondents could choose more than one response.

Appendix K: Survey Methodology

Survey Purpose

As noted in the letter of transmittal of the 2016 South Suburban Park and Recreation District Budget, the District experienced some major changes during 2015, including the retirement of several long term employees and the hiring of a new Executive Director. The District's Voters approved the New Operating Two Mills in November 2014, for a period of 10 years; 2015 was the first year these funds were received by the District, which increased revenue by about \$4,500,000. In addition, the improving economy resulted higher valuations in residential and commercial properties, which will increase operating property tax revenue to the District.

Thus, the District staff planned to use the opportunity to review the District's goals and priorities and direction for the future, and deemed 2016 a "Planning Year" for the District, during which time was to be spent developing a master plan, a strategic plan, and a three year financial plan. The priorities developed during this process will be implemented in 2017 and for several years following.

As a part of this planning process, a survey of District residents was commissioned to capture community opinion about use of District offerings and opinions on actions to take in the future.

Developing the Questionnaire

The roughly three-page questionnaire was developed through an iterative process between the staff of SSPRD, DesignWorkshop (the consultant working on the plans), and NRC. A copy of the questionnaire can be found in *Appendix L: Survey Materials*.

Selecting Survey Recipients for the Scientific Mailed Survey

"Sampling" refers to the method by which survey recipients are chosen. The "sample" refers to all those who were given a chance to participate in the survey. Ideally, the chosen survey recipients should be representative of all eligible survey recipients. Randomly selecting survey recipients ensures that this will occur.

All households located in the South Suburban Park and Recreation District boundaries were eligible to be a part the survey; 1,800 were selected at random to receive the survey. Because local governments generally do not have inclusive lists of all the residences in the jurisdiction (tax assessor and utility billing databases often omit rental units), lists from the United States Postal Service (USPS), updated every three months, usually provide the best representation of all households in a specific geographic location. NRC used the USPS data to select the sample of households. Addresses from the zip codes serving the District were geocoded (mapped to a specific latitude and longitude). Addresses outside the District were excluded, while addresses within each of four areas (Centennial, Littleton, Lone Tree and the rest of the District) were coded to permit results to be compared geographically.

Systematic sampling is a procedure whereby a complete list of all possible addresses is culled, selecting every Nth one until the appropriate number of households is sampled. This procedure was used to select the 1,800 survey recipients. Multi-family housing units were oversampled to compensate for single-family housing unit residents' tendency to return surveys at a higher rate.

Administering the Mailed Scientific Survey

The database of selected household addresses was processed for certification and verification, using use CASS™/NCOA software that relies on the USPS National Directory information to verify and standardize the address elements and assign each a complete, nine-digit zip code where possible.

Each of these survey recipients were contacted by mail a total of three times in July of 2016. The first mailing was a prenotification postcard announcing the upcoming survey. About a week after the prenotification postcard was sent the first wave of the survey was sent. This packet included the roughly three-page questionnaire with a cover letter signed by John K. Ostermiller, Chair, Board of Directors and Rob Hanna, Executive Director, and with a postage-paid return envelope. A week later a second survey was mailed, with instructions to recycle the survey if they had already responded to the first survey. A copy of the survey materials can be found in *Appendix L: Survey Materials*. A total of 327 completed surveys were returned, for a response rate of 18%.

Confidence Intervals

The 95% confidence interval (or “margin of error”) quantifies the “sampling error” or precision of the estimates made from the survey results. A 95% confidence interval can be calculated for any sample size, and indicates that in 95 of 100 surveys conducted like this one, for a particular item, a result would be found that is within a certain range if everyone in the population of interest was surveyed. The practical difficulties of conducting any resident survey may introduce other sources of error in addition to sampling error. Despite the best efforts to boost participation and ensure potential inclusion of all households, some selected households will decline participation in the survey (referred to as non-response error) and some eligible households may be unintentionally excluded from the listed sources for the sample (referred to as coverage error). Coverage error is very low for this survey, as the USPS delivery sequence file is used to select addresses, which has nearly complete coverage of all households. For this survey, with 327 responses, the 95% confidence interval is plus or minus 5.4 percentage points.

Survey Processing (Data Entry)

Mailed surveys were returned to NRC directly via postage-paid business reply envelopes. Once received, staff assigned a unique identification number to each questionnaire. Additionally, each survey was reviewed and “cleaned” as necessary. For example, a question may have asked a respondent to pick two items out of a list of five, but the respondent checked three; NRC staff would choose randomly two of the three selected items to be coded in the dataset.

Once all surveys were assigned a unique identification number, they were entered into an electronic dataset. This dataset was subject to a data entry protocol of “key and verify,” in which survey data were entered twice into an electronic dataset and then compared. Discrepancies were evaluated against the original survey form and corrected. Range checks as well as other forms of quality control were also performed.

Analyzing the Results

One of the first steps in the data analysis was to statistically adjust the survey results so that the demographic profile of the respondents mirrors that of the population as a whole. This process is known as “weighting” the data. The primary objective of weighting survey data is to make the survey sample reflective of the larger population of the community. This is done by:

1) reviewing the sample demographics and comparing them to the population norms from the most recent sources and 2) comparing the responses to different questions for demographic subgroups. The demographic characteristics that are least similar to the known demographic profile and yield the most different results are the best candidates for data weighting. For this project, the population norms came from the 2010 US Census Data for zip codes 80110, 80111, 80112, 80113, 80120, 80121, 80122, 80123, 80124, 80126, 80127, 80128 and 80236. Few demographics questions were included on the survey, so the variables used for weighting were respondent age and gender. The results of the weighting scheme are presented in the table below.

Characteristic	Population Norm	Unweighted	Weighted
Gender			
Male	48.6%	36.2%	48.6%
Female	51.4%	63.8%	51.4%
Age			
18-34	24.2%	8.4%	23.7%
35-54	42.2%	27.8%	41.6%
55 and over	33.6%	63.8%	34.7%
Age and Gender			
Male 18-34	12.4%	3.2%	12.4%
Male 35-54	20.7%	7.3%	20.7%
Male 55 and over	15.5%	25.6%	15.5%
Female 18-34	11.8%	5.4%	11.8%
Female 35-54	21.5%	20.8%	21.5%
Female 55 and over	18.1%	37.7%	18.1%

The electronic dataset was analyzed using the Statistical Package for the Social Sciences (SPSS). For the most part, frequency distributions and average (mean) ratings are presented in the body of the report. A complete set of frequencies for each survey question is presented in *Appendix A: Responses to Survey Questions*. Chi-square or ANOVA tests of significance were applied to these breakdowns of selected survey questions. A “p-value” of 0.05 or less indicates that there is less than a 5% probability that differences observed between groups are due to chance; or in other words, a greater than 95% probability that the differences observed in the selected categories of the sample represent “real” differences among those populations. Where differences between subgroups are statistically significant, they are marked with grey shading.

Open Participation Online Survey

In addition to the scientific survey administered as described above, an open participation survey was made available. A URL of the survey link was publicized by the District, and anyone who wished to could go online to complete the survey. A total of 1,784 individuals answered the first question on the survey; 1,232 answered the last question of this survey. These results can be found in *Appendix H: Responses to Survey Questions – Open Participation Online Survey* and *Appendix I: Verbatim Responses to Open-ended Questions from Open Participation Online Survey*. Comparisons to the scientific survey are found in *Appendix J: Comparison of Scientific Survey Results with Open Participation Online Survey Results*.

Appendix L: Survey Materials

A copy of the survey materials appear on the following pages.



**South Suburban
PARKS AND RECREATION**

Strategic and Master Plans Resident Survey

What do you think?

Administrative Office
6631 S. University Blvd.
Centennial, CO 80121-2913

phone 303.798.5131
fax 303.798.3030
ssprd.org

Board of Directors
John K. Ostermiller, Chair

Scott A. LaBrash
Pamela M. Eller
Michael T. Anderson
James A. Taylor

Executive Director
Rob Hanna

Dear South Suburban Parks and Recreation District Resident,

We want to hear from you! Please help us shape the future of Parks, Trails and Recreation in our area by taking a few minutes to fill out the enclosed survey.

Your participation is very important, especially since your household is one of only a small number of households randomly selected to receive the survey. The results will be used by the South Suburban Park and Recreation District to update and create strategic plans.

A few things to remember:

- Your responses are completely anonymous.
- In order to hear from a diverse group of residents, the head of your household should complete this survey.
- You may return the survey by mail in the enclosed postage-paid envelope.

If you have any questions about the survey, please call Brett Collins at 303-798-5131. If you would like to know more about the Master Plan and the planning process, please visit the project website at:
www.ssprd.org/master-plan

Thank you for your time and participation!

Sincerely,

John K. Ostermiller, *Chair, Board of Directors*

Rob Hanna, *Executive Director*

Esta es una encuesta sobre South Suburban Park and Recreation District. ¡Queremos escuchar de usted! Puede pedirle a alguna amistad o algún miembro familiar que le asista con la encuesta. Usted puede completar la encuesta en línea en español al: www.n-r-c.com/survey/SouthSuburban.htm

South Suburban Park and Recreation District Strategic and Master Plans Resident Survey

1. Have you heard of or visited any of the South Suburban Park and Recreation District facilities, programs, parks, trails or natural areas? (You can see a list of some of these in question on the following page.)

- ☐ Never heard of or visited ☐ Heard of, but never visited ☐ Visited

2. During the past year, have you or any member of your household participated in any of the District's recreation programs?

- ☐ No ☐ Yes ☐ Not sure

3. How easy or difficult it is to find information about South Suburban Parks and Recreation offerings?

- ☐ Very easy ☐ Somewhat easy ☐ Somewhat difficult ☐ Very difficult



**South Suburban
PARKS AND RECREATION**

Strategic and Master Plans Resident Survey

What do you think?

Dear South Suburban Parks and Recreation District Resident,

This is your second chance! About one week ago, you should have received a copy of the enclosed survey. If you completed it and sent it back, we thank you for your time and ask you to discard this survey. Please do not respond twice. If you have not had a chance to complete the survey, we would appreciate your response.

We want to hear from you! Please help us shape the future of Parks, Trails and Recreation in our area by taking a few minutes to fill out the enclosed survey.

Your participation is very important, especially since your household is one of only a small number of households randomly selected to receive the survey. The results will be used by the South Suburban Park and Recreation District to update and create strategic plans.

A few things to remember:

- Your responses are completely anonymous.
- In order to hear from a diverse group of residents, the head of your household should complete this survey.
- You may return the survey by mail in the enclosed postage-paid envelope.

If you have any questions about the survey, please call Brett Collins at 303-798-5131. If you would like to know more about the Master Plan and the planning process, please visit the project website at: www.ssprd.org/master-plan

Thank you for your time and participation!

Sincerely,

John K. Ostermiller, *Chair, Board of Directors*

Rob Hanna, *Executive Director*

Esta es una encuesta sobre South Suburban Park and Recreation District. ¡Queremos escuchar de usted! Puede pedirle a alguna amistad o algún miembro familiar que le asista con la encuesta. Usted puede completar la encuesta en línea en español al: www.n-r-c.com/survey/SouthSuburban.htm

South Suburban Park and Recreation District Strategic and Master Plans Resident Survey

1. Have you heard of or visited any of the South Suburban Park and Recreation District facilities, programs, parks, trails or natural areas? (You can see a list of some of these in question on the following page.)

- ☐ Never heard of or visited ☐ Heard of, but never visited ☐ Visited

2. During the past year, have you or any member of your household participated in any of the District's recreation programs?

- ☐ No ☐ Yes ☐ Not sure

3. How easy or difficult it is to find information about South Suburban Parks and Recreation offerings?

- ☐ Very easy ☐ Somewhat easy ☐ Somewhat difficult ☐ Very difficult

Administrative Office
6631 S. University Blvd.
Centennial, CO 80121-2913

phone 303.798.5131

fax 303.798.3030

ssprd.org

Board of Directors

John K. Ostermiller, Chair

Scott A. LaBrash

Pamela M. Eller

Michael T. Anderson

James A. Taylor

Executive Director

Rob Hanna

4. Below is a list of some facilities/places operated by South Suburban Park and Recreation District. Please indicate whether you or anyone in your household have used these facilities in the last 12 months, and whether you think these facilities need improvements/upgrades.

<u>Facility of South Suburban Parks and Recreation District...</u>	<u>Used in the last 12 months?</u>		<u>Need improvements?</u>		
	<u>yes</u>	<u>no</u>	<u>yes, a lot</u>	<u>yes, a little</u>	<u>none</u>
Littleton Golf & Tennis Club.....	Y	N	<input type="checkbox"/>	<input type="checkbox"/>	<input type="checkbox"/>
Lone Tree Golf Course & Hotel	Y	N	<input type="checkbox"/>	<input type="checkbox"/>	<input type="checkbox"/>
South Suburban Golf Course.....	Y	N	<input type="checkbox"/>	<input type="checkbox"/>	<input type="checkbox"/>
Family Sports Center Golf Course.....	Y	N	<input type="checkbox"/>	<input type="checkbox"/>	<input type="checkbox"/>
Colorado Journey Miniature Golf.....	Y	N	<input type="checkbox"/>	<input type="checkbox"/>	<input type="checkbox"/>
Family Sports Center	Y	N	<input type="checkbox"/>	<input type="checkbox"/>	<input type="checkbox"/>
David A. Lorenz Regional Park	Y	N	<input type="checkbox"/>	<input type="checkbox"/>	<input type="checkbox"/>
County Line BMX Track	Y	N	<input type="checkbox"/>	<input type="checkbox"/>	<input type="checkbox"/>
Cornerstone Batting Cages	Y	N	<input type="checkbox"/>	<input type="checkbox"/>	<input type="checkbox"/>
South Suburban Ice Arena	Y	N	<input type="checkbox"/>	<input type="checkbox"/>	<input type="checkbox"/>
Family Sports Center Ice Arena.....	Y	N	<input type="checkbox"/>	<input type="checkbox"/>	<input type="checkbox"/>
Sheridan Recreation Center	Y	N	<input type="checkbox"/>	<input type="checkbox"/>	<input type="checkbox"/>
Goodson Recreation Center	Y	N	<input type="checkbox"/>	<input type="checkbox"/>	<input type="checkbox"/>
Lone Tree Recreation Center.....	Y	N	<input type="checkbox"/>	<input type="checkbox"/>	<input type="checkbox"/>
Douglas H. Buck Community Recreation Center	Y	N	<input type="checkbox"/>	<input type="checkbox"/>	<input type="checkbox"/>
Holly Tennis Center	Y	N	<input type="checkbox"/>	<input type="checkbox"/>	<input type="checkbox"/>
Tennis Center and Park at Lone Tree Golf Course.....	Y	N	<input type="checkbox"/>	<input type="checkbox"/>	<input type="checkbox"/>
Other tennis courts.....	Y	N	<input type="checkbox"/>	<input type="checkbox"/>	<input type="checkbox"/>
Ben Franklin Pool.....	Y	N	<input type="checkbox"/>	<input type="checkbox"/>	<input type="checkbox"/>
Harlow Park/Pool	Y	N	<input type="checkbox"/>	<input type="checkbox"/>	<input type="checkbox"/>
Holly Park, Pool, Tennis.....	Y	N	<input type="checkbox"/>	<input type="checkbox"/>	<input type="checkbox"/>
Cook Creek Park/Pool/Tennis.....	Y	N	<input type="checkbox"/>	<input type="checkbox"/>	<input type="checkbox"/>
Hudson Gardens	Y	N	<input type="checkbox"/>	<input type="checkbox"/>	<input type="checkbox"/>
South Platte Park/Carson Nature Center	Y	N	<input type="checkbox"/>	<input type="checkbox"/>	<input type="checkbox"/>
Cornerstone Skate Park.....	Y	N	<input type="checkbox"/>	<input type="checkbox"/>	<input type="checkbox"/>
Sheridan Community Park – Skate Park.....	Y	N	<input type="checkbox"/>	<input type="checkbox"/>	<input type="checkbox"/>
South Suburban trails and walkways	Y	N	<input type="checkbox"/>	<input type="checkbox"/>	<input type="checkbox"/>
South Suburban natural areas/open space.....	Y	N	<input type="checkbox"/>	<input type="checkbox"/>	<input type="checkbox"/>
Outdoor sports fields (e.g. soccer, football, basketball)	Y	N	<input type="checkbox"/>	<input type="checkbox"/>	<input type="checkbox"/>
Outdoor sports courts (e.g. pickleball, basketball)	Y	N	<input type="checkbox"/>	<input type="checkbox"/>	<input type="checkbox"/>
Interactive water features (e.g. splash pads).....	Y	N	<input type="checkbox"/>	<input type="checkbox"/>	<input type="checkbox"/>
Playgrounds (like DeKoevend Park)	Y	N	<input type="checkbox"/>	<input type="checkbox"/>	<input type="checkbox"/>
Small neighborhood parks	Y	N	<input type="checkbox"/>	<input type="checkbox"/>	<input type="checkbox"/>
Large community parks (such as Ketrang or Sheridan Park).....	Y	N	<input type="checkbox"/>	<input type="checkbox"/>	<input type="checkbox"/>
Recreation programs and activities.....	Y	N	<input type="checkbox"/>	<input type="checkbox"/>	<input type="checkbox"/>
South Suburban website	Y	N	<input type="checkbox"/>	<input type="checkbox"/>	<input type="checkbox"/>

5. Please CHECK ALL the reasons that prevent you or other members of your household from using South Suburban recreation facilities, programs, parks, trails or natural areas more often.

- | | |
|-------------------------------------------------------------------------------------------------|----------------------------------------------------------------------------------------------------------------------------|
| <input type="checkbox"/> I/we are not interested | <input type="checkbox"/> Unfamiliar with South Suburban offerings |
| <input type="checkbox"/> Don't offer the programs I/we want | <input type="checkbox"/> Other facilities are easier to travel to |
| <input type="checkbox"/> It is too expensive | <input type="checkbox"/> Other facilities are better maintained |
| <input type="checkbox"/> The hours are not convenient for me | <input type="checkbox"/> Other facilities have nicer locker rooms |
| <input type="checkbox"/> Facilities are booked or full when needed | <input type="checkbox"/> Other facilities have more or better equipment |
| <input type="checkbox"/> Customer service is poor/not welcoming | <input type="checkbox"/> Poor quality of instructors/coaches |
| <input type="checkbox"/> Not available year-round | <input type="checkbox"/> I like working out in a female/male-only environment |
| <input type="checkbox"/> Facilities are not accessible or designed for people with disabilities | <input type="checkbox"/> None, we use South Suburban recreation facilities, programs, parks, trails or natural areas often |
| <input type="checkbox"/> Other: _____ | |

South Suburban Park and Recreation District is determining general trade-offs that will need to be made. Please indicate how strongly you lean one way or the other for each pair of statements in questions #6 through #8. For example, if you feel strongly about the statement to the right, check the box closest to that statement, if you lean slightly toward the statement on the left, check a box closer to the middle.

6. I consider South Suburban Parks and Recreation services. . .

A human service that contributes to the community's physical, emotional and social welfare, offering services funded by tax dollars	← □ □ □ □ □ □ →	A business that serves people who can afford to pay for the services through higher user fees
-------------------------------------------------------------------------------------------------------------------------------------	--------------------------------	-----------------------------------------------------------------------------------------------

7. South Suburban Parks and Recreation program offerings should . . .

Focus mostly on a few traditional popular sports and activities (e.g. softball, soccer, baseball, basketball, youth football, etc.) because those serve the most number of people	← □ □ □ □ □ □ →	Offer fewer popular sports and fitness activities and include diverse opportunities (e.g., art classes, nature camps, downhill mountain biking, skateboarding, pickleball, disc golf, etc.) that individually may not serve as many people
-----------------------------------------------------------------------------------------------------------------------------------------------------------------------------------	--------------------------------	--------------------------------------------------------------------------------------------------------------------------------------------------------------------------------------------------------------------------------------------

8. What do you think should be the funding priority of South Suburban in the next few years?

Focus on taking better care of what we have and improve the condition and appeal of parks, trails, open spaces and recreation. This means new parks, open spaces, trails or facilities would not be built or acquired.	← □ □ □ □ □ □ →	Invest in acquiring open space and park land and building recreation/community centers in response to the increasing population; be visionary for the future. This means the existing facilities would not receive significant improvements.
------------------------------------------------------------------------------------------------------------------------------------------------------------------------------------------------------------------------	--------------------------------	----------------------------------------------------------------------------------------------------------------------------------------------------------------------------------------------------------------------------------------------

9. To what extent would you support or oppose South Suburban taking any of the following actions?

	Strongly support	Somewhat support	Somewhat oppose	Strongly oppose	Don't know
RECREATION/SPORTS FACILITIES					
Build baseball/softball fields	1	2	3	4	DK
Build a new ice facility	1	2	3	4	DK
Build multi-purpose fields (soccer, football and lacrosse fields)	1	2	3	4	DK
Build skate parks	1	2	3	4	DK
Build an indoor sports turf facility	1	2	3	4	DK
Build outdoor pools.....	1	2	3	4	DK
Build tennis courts.....	1	2	3	4	DK
Build pickleball courts	1	2	3	4	DK
Build a new recreation center (including indoor pools, fitness equipment and exercise facilities, sports courts)	1	2	3	4	DK
Build outdoor basketball courts	1	2	3	4	DK
Build more disc golf courses.....	1	2	3	4	DK
PARKS AND PLAYGROUNDS					
Add smaller neighborhood-based parks.....	1	2	3	4	DK
Add larger multi-purpose parks that serve the region	1	2	3	4	DK
Provide more off-leash dog parks.....	1	2	3	4	DK
Add/expand park shelters/small group gathering areas	1	2	3	4	DK
Add more opportunities for water activities/sports	1	2	3	4	DK
Build new playgrounds.....	1	2	3	4	DK
Add restrooms, drinking fountains, benches and amenities	1	2	3	4	DK
Acquire additional open space/natural areas	1	2	3	4	DK
Build more nature centers and environmental education	1	2	3	4	DK
Add food and beverage options/ rentable venues in parks	1	2	3	4	DK
RECREATION PROGRAMS					
Add recreation programs for youth (ages 13 to 19)	1	2	3	4	DK
Add recreation programs for children (ages 0 to 12)	1	2	3	4	DK
Add recreation programs for older adults (age 65 and older)	1	2	3	4	DK
Add recreation programs for adults (ages 20+)	1	2	3	4	DK
TRAILS AND WALKWAYS					
Add directional and safety signage to the existing trails	1	2	3	4	DK
Provide more amenities along trails and trailheads (restrooms, parking, benches, trash bins, etc.).....	1	2	3	4	DK
Connect existing trails.....	1	2	3	4	DK
Provide more paved routes	1	2	3	4	DK
Provide more soft surface trails.....	1	2	3	4	DK
Provide more walkway loops that are easier for seniors, youth and those with mobility issues.....	1	2	3	4	DK

10. To what extent would you support or oppose South Suburban taking any of the following actions?

	Strongly support	Somewhat support	Somewhat oppose	Strongly oppose	Don't know
INITIATIVES/POLICIES					
Improve energy and water use efficiency	1	2	3	4	DK
Expand efforts to provide inclusive and welcoming programs, parks and facilities	1	2	3	4	DK

11. Communities offer parks and recreation facilities and programs to their residents for various reasons. Tell us how strongly you agree or disagree that the District should offer services for the following purposes.

	Strongly agree	Somewhat agree	Somewhat disagree	Strongly disagree
Improve quality of life.....	1	2	3	4
Increase property values	1	2	3	4
Provide places for residents to maintain and improve their health	1	2	3	4
Provide places for residents to make social connections	1	2	3	4
Provide wellness, recreation and social activities and programs	1	2	3	4
Provide recreational opportunities to underserved residents	1	2	3	4
Contribute to the local economy; providing an attractive place to live, work and do business	1	2	3	4
Attract visitors and promote tourism through special events and tournaments1	2	3	4	
Contribute to a more beautiful community	1	2	3	4
Encourage people to spend time outdoors/in nature	1	2	3	4
Protect the natural environment and promote environmental sustainability (for example, water quality, water conservation, air quality and so on)	1	2	3	4
Provide mobility, with trails and paths for residents to use for exercise and for non-motorized transportation.....	1	2	3	4
Provide green and natural spaces within the community with park lands and open space.....	1	2	3	4
Provide opportunities to participate in athletic or sport instruction and teams	1	2	3	4
Provide opportunities for community members to enhance their lives with cultural activities and personal enrichment classes	1	2	3	4

12. What do you think should be the South Suburban's top priority for parks, recreation, trails, facilities and open space over the next 10 years?

About You and You Household

13. Counting yourself how many people live in your household? _____ *people*

14. Do any of the following live in your household?

	yes	no
Children age 12 and under	<input type="checkbox"/>	<input type="checkbox"/>
Teenagers ages 13 to 19	<input type="checkbox"/>	<input type="checkbox"/>
Adults aged 65 or older (including yourself) ...	<input type="checkbox"/>	<input type="checkbox"/>

15. What is your gender?

☐ Female ☐ Male

16. Which of the following best describes your age?

☐ 18 - 24 ☐ 45 - 54
☐ 25 - 34 ☐ 55 - 64
☐ 35 - 44 ☐ 65 years or older

17. What is your race/ethnicity?

(Please check all that apply.)

- ☐ American Indian or Alaskan native
- ☐ Asian or Pacific Islander
- ☐ Black or African American
- ☐ Hispanic/Latino/Spanish
- ☐ White/Caucasian
- ☐ Other _____

18. If you would like to stay informed about the Strategic and Master Plan process including future meetings and opportunities to provide input, please provide your email address below. Your information will remain confidential.

Name (First and/or Last) _____

Email _____

Thank you! SSPRD greatly appreciates your responses! Please return the survey in the enclosed postage paid envelope to:
National Research Center, Inc.; 2955 Valmont Road, Suite 300; Boulder, CO 80301



Dear South Suburban Parks and Recreation Resident,

Your household has been selected at random to participate in an anonymous survey about South Suburban Parks and Recreation. You will receive a copy of the survey next week in the mail with instructions for completing and returning it. Thank you in advance for helping us with this important project! We really want to know what residents think about our offerings and whether or not they use them.

Thank you for your time and participation!

Sincerely,

John K. Ostermiller
Chair, Board of Directors

Rob Hanna
Executive Director



Dear South Suburban Parks and Recreation Resident,

Your household has been selected at random to participate in an anonymous survey about South Suburban Parks and Recreation. You will receive a copy of the survey next week in the mail with instructions for completing and returning it. Thank you in advance for helping us with this important project! We really want to know what residents think about our offerings and whether or not they use them.

Thank you for your time and participation!

Sincerely,

John K. Ostermiller
Chair, Board of Directors

Rob Hanna
Executive Director



Dear South Suburban Parks and Recreation Resident,

Your household has been selected at random to participate in an anonymous survey about South Suburban Parks and Recreation. You will receive a copy of the survey next week in the mail with instructions for completing and returning it. Thank you in advance for helping us with this important project! We really want to know what residents think about our offerings and whether or not they use them.

Thank you for your time and participation!

Sincerely,

John K. Ostermiller
Chair, Board of Directors

Rob Hanna
Executive Director



Dear South Suburban Parks and Recreation Resident,

Your household has been selected at random to participate in an anonymous survey about South Suburban Parks and Recreation. You will receive a copy of the survey next week in the mail with instructions for completing and returning it. Thank you in advance for helping us with this important project! We really want to know what residents think about our offerings and whether or not they use them.

Thank you for your time and participation!

Sincerely,

John K. Ostermiller
Chair, Board of Directors

Rob Hanna
Executive Director



South Suburban
PARKS AND RECREATION

ADMINISTRATIVE OFFICES
6631 S University Blvd
Centennial, CO 80121

PRESORTED
FIRST CLASS MAIL
US POSTAGE
PAID
BOULDER, CO
PERMIT NO. 94



South Suburban
PARKS AND RECREATION

ADMINISTRATIVE OFFICES
6631 S University Blvd
Centennial, CO 80121

PRESORTED
FIRST CLASS MAIL
US POSTAGE
PAID
BOULDER, CO
PERMIT NO. 94



South Suburban
PARKS AND RECREATION

ADMINISTRATIVE OFFICES
6631 S University Blvd
Centennial, CO 80121

PRESORTED
FIRST CLASS MAIL
US POSTAGE
PAID
BOULDER, CO
PERMIT NO. 94



South Suburban
PARKS AND RECREATION

ADMINISTRATIVE OFFICES
6631 S University Blvd
Centennial, CO 80121

PRESORTED
FIRST CLASS MAIL
US POSTAGE
PAID
BOULDER, CO
PERMIT NO. 94



South Suburban
PARKS AND RECREATION

ADMINISTRATIVE OFFICES

6631 S University Blvd
Centennial, CO 80121

Presorted
First Class Mail
US Postage
PAID
Boulder, CO
Permit NO. 94